

loft encasements

The Nida plasterboards are perfect materials for easy construction of loft encasements. They provide aesthetic means of masking the roof truss structure and the insulation material of mineral wool hidden underneath in residential buildings and public venues. But the most important function of such partitioning is providing fire protection to the roof truss structure and roof covering. In our country the indisputable regulations in this respect are presented in the Technical Conditions which should be met by buildings and their localisation § 219 paragraph 2

which enforce installation of a fire protection system in the case of any attic providing space for utility purposes (apartments, offices, etc.) The protective structure was constructed as a fire barrier separating the combustible structure and the combustible roof sheathing in buildings (residential class EI30, public venues class EI60).

Siniat was the first company on the Polish market which carried out tests and developed the Nida Poddasza system which meets the requirements of the applicable national regulations.

chapter contents

922	WP/CD60/12,5; WP/CD60/15
924	WP/CD60/25; WP/CD60/30
926	WP/CD60/37,5
928	ES/CD60/12,5; ES/CD60/15
930	ES/CD60/25; ES/CD60/30; ES/CD60/37,5
932	EL/CD60/12,5; EL/CD60/15
934	EL/CD60/25; EL/CD60/30; EL/CD60/37,5
936	PK/12,5; PK/15
938	PK/25; PK/30; PK/37,5
940	LD/12,5; LD/15
942	LD/25; LD/30; LD/37,5
944	ES/DK/CD60/12,5; ES/DK/CD60/15
946	ES/DK/CD60/25; ES/DK/CD60/30; ES/DK/CD60/37,5
948	EL/DK/CD60/12,5; EL/DK/CD60/15
950	EL/DK/CD60/25; EL/DK/CD60/30; EL/DK/CD60/37,5
952	DK/MFC/12,5; DK/MFC/15
954	DK/MFC/25; DK/MFC/30; DK/MFC/37,5

nida Poddasze / index of systems



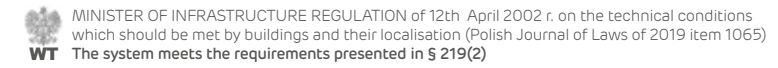
Page	Nida Poddasze system name	Plasterboard sheathing			Load-bearing structure		Insulation material			Heat transfer coefficient ¹⁾ U [W/m²K]	Acoustic insulation ³⁾ LpA [dB]	Min. suspension height [mm]	Weight of 1m² of encasement ²⁾ [kg]	Fire resistance class ³⁾ [min]	Special system
		Nida	Thickness [mm]	Marking acc. to standard	Spacing of the Nida WP60 fasteners [mm]	Spacing of the Nida CD60 ceiling profiles [mm]	Mineral wool	Thickness [mm]	Density [kg/m³]						
THE LOFT ENCASEMENT SYSTEM ON THE NIDA CD60 PROFILES IN THE PARALLEL ARRANGEMENT AND THE NIDA WP60 LOFT HANGERS															
923	WP/CD60/12,5/Expert	Expert	12,5	A	1000	400	glass wool / rock wool	optional	optional	0,15	40	43	11,0	-	-
923	WP/CD60/12,5/Woda ⁴⁾	Woda	12,5	H2	1000	400	glass wool / rock wool	optional	optional	0,15	40	43	11,0	-	-
923	WP/CD60/12,5/Ogień+	Ogień Plus	12,5	DF	1000	400	rock wool	50	38	0,15	40	43	13,0	(R)EI15	-
923	WP/CD60/12,5/WodaOgień+	Woda Ogień Plus	12,5	DFH2	1000	400	rock wool	50	38	0,15	40	43	13,0	(R)EI15	-
923	WP/CD60/12,5/Twarda	Twarda	12,5	DEFH1IR	1000	400	rock wool	50	38	0,15	40	43	15,0	(R)EI15	●
923	WP/CD60/12,5/Hydro	Hydro	12,5	GMFH1I	1000	400	rock wool	50	38	0,15	40	43	13,0	(R)EI15	●
923	WP/CD60/15/Ogień+	Ogień Plus	15,0	DF	1000	400	rock wool	50	38	0,15	40	46	16,0	(R)EI20	-
923	WP/CD60/15/Twarda	Twarda	15,0	DEFH1IR	1000	400	rock wool	50	38	0,15	40	46	18,0	(R)EI20	●
923	WP/CD60/15/Hydro	Hydro	15,0	GMFH1I	1000	400	rock wool	50	38	0,15	40	46	16,0	(R)EI20	●
925	WP/CD60/25/Expert	Expert	2x12,5	A	1000	400	glass wool / rock wool	optional	optional	0,15	40	56	19,0	-	-
925	WP/CD60/25/Woda ⁴⁾	Woda	2x12,5	H2	1000	400	glass wool / rock wool	optional	optional	0,15	40	56	19,0	-	-
925	WP/CD60/25/Ogień Typ F	Ogień Typ F	2x12,5	F	1000	400	rock wool	50	38	0,15	40	56	20,0	(R)EI30	-
925	WP/CD60/25/Ogień+	Ogień Plus	2x12,5	DF	1000	400	rock wool	50	38	0,15	40	56	24,0	(R)EI30	-
925	WP/CD60/25/WodaOgień+	Woda Ogień Plus	2x12,5	DFH2	1000	400	rock wool	50	38	0,15	40	56	24,0	(R)EI30	-
925	WP/CD60/25/Hydro	Hydro	2x12,5	GMFH1I	1000	400	rock wool	50	38	0,15	40	56	25,0	(R)EI30	●
925	WP/CD60/25/Cicha	Cicha	2x12,5	DFH1IR	1000	400	rock wool	50	38	0,15	40	56	28,0	(R)EI60	●
925	WP/CD60/25/Twarda	Twarda	2x12,5	DEFH1IR	1000	400	rock wool	50	38	0,15	40	56	28,0	(R)EI60	●
925	WP/CD60/30/Ogień+	Ogień Plus	2x15,0	DF	1000	400	rock wool	50	38	0,15	40	61	30,0	(R)EI60	-
925	WP/CD60/30/WodaOgień+	Woda Ogień Plus	2x15,0	DFH2	1000	400	rock wool	50	38	0,15	40	61	30,0	(R)EI60	-
925	WP/CD60/30/Twarda	Twarda	2x15,0	DEFH1IR	1000	400	rock wool	50	38	0,15	40	61	34,0	(R)EI60	●
925	WP/CD60/30/Hydro	Hydro	2x15,0	GMFH1I	1000	400	rock wool	50	38	0,15	40	61	30,0	(R)EI60	●
927	WP/CD60/37,5/Ogień+	Ogień Plus	3x12,5	DF	1000	400	rock wool	50	38	0,15	40	69	33,0	(R)EI60	-
927	WP/CD60/37,5/WodaOgień+	Woda Ogień Plus	3x12,5	DFH2	1000	400	rock wool	50	38	0,15	40	69	33,0	(R)EI60	-
927	WP/CD60/37,5/Cicha	Cicha	3x12,5	DFH1IR	1000	400	rock wool	50	38	0,15	40	69	42,0	(R)EI60	●
927	WP/CD60/37,5/Twarda	Twarda	3x12,5	DEFH1IR	1000	400	rock wool	50	38	0,15	40	69	42,0	(R)EI60	●
927	WP/CD60/37,5/Hydro	Hydro	3x12,5	GMFH1I	1000	400	rock wool	50	38	0,15	40	69	36,0	(R)EI60	●

¹⁾ The heat transfer coefficient for the 250 mm thick mineral wool with the density of ab. 40 kg/m³ (meets the requirements of WT 2021, Uc(max)=0.15 [W/m²K]).
²⁾ The weight does not include the weight of the insulation material.
³⁾ Fire classification LBO-033-KZ/22.
⁴⁾ It is advised to apply the Nida Hydro plaster-fibre boards in the areas with the relative air humidity up to 85% and in the corner sections where intensive influence of water is expected (the horizontal and vertical surfaces in the vicinity of baths, showers, etc.)
⁵⁾ The acoustic resistance for standard rain (40 mm/hr) for a complete roof arrangement. Characteristics of the configuration: mineral wool of rock fibres, thickness 250 mm, density about 40 kg/m³, standard ceramic roof tiles, plasterboard 2x12.5 mm.



Page	Nida Poddasze system name	Plasterboard sheathing			Load-bearing structure		Insulation material			Heat transfer coefficient ¹⁾ U [W/m²K]	Acoustic insulation ³⁾ LpA [dB]	Min. suspension height [mm]	Weight of 1m² of encasement ²⁾ [kg]	Fire resistance class ³⁾ [min]	Special system
		Nida	Thickness [mm]	Marking acc. to standard	Spacing of the Nida ES60 [mm]	Spacing of the Nida CD60 ceiling profiles [mm]	Mineral wool	Thickness [mm]	Density [kg/m³]						
THE LOFT ENCASEMENT SYSTEM ON THE NIDA CD60 PROFILES IN THE PARALLEL ARRANGEMENT AND THE NIDA ES60 FIXING ELEMENTS															
929	ES/CD60/12,5/Expert	Expert	12,5	A	1000	400	glass wool / rock wool	optional	optional	0,15	40	43	11,0	-	-
929	ES/CD60/12,5/Woda ⁴⁾	Woda	12,5	H2	1000	400	glass wool / rock wool	optional	optional	0,15	40	43	11,0	-	-
929	ES/CD60/12,5/Ogień+	Ogień Plus	12,5	DF	1000	400	rock wool	50	38	0,15	40	43	13,0	(R)EI15	-
929	ES/CD60/12,5/WodaOgień+	Woda Ogień Plus	12,5	DFH2	1000	400	rock wool	50	38	0,15	40	43	13,0	(R)EI15	-
929	ES/CD60/12,5/Twarda	Twarda	12,5	DEFH1IR	1000	400	rock wool	50	38	0,15	40	43	15,0	(R)EI15	●
929	ES/CD60/12,5/Hydro	Hydro	12,5	GMFH1I	1000	400	rock wool	50	38	0,15	40	43	13,0	(R)EI15	●
929	ES/CD60/15/Ogień+	Ogień Plus	15,0	DF	1000	400	rock wool	50	38	0,15	40	46	16,0	(R)EI20	-
929	ES/CD60/15/Twarda	Twarda	15,0	DEFH1IR	1000	400	rock wool	50	38	0,15	40	46	18,0	(R)EI20	●
929	ES/CD60/15/Hydro	Hydro	15,0	GMFH1I	1000	400	rock wool	50	38	0,15	40	46	16,0	(R)EI20	●
931	ES/CD60/25/Expert	Expert	2x12,5	A	1000	400	glass wool / rock wool	optional	optional	0,15	40	56	19,0	-	-
931	ES/CD60/25/Woda ⁴⁾	Woda	2x12,5	H2	1000	400	glass wool / rock wool	optional	optional	0,15	40	56	19,0	-	-
931	ES/CD60/25/Ogień Typ F	Ogień Typ F	2x12,5	F	1000	400	rock wool	50	38	0,15	40	56	20,0	(R)EI30	-
931	ES/CD60/25/Ogień+	Ogień Plus	2x12,5	DF	1000	400	rock wool	50	38	0,15	40	56	24,0	(R)EI30	-
931	ES/CD60/25/WodaOgień+	Woda Ogień Plus	2x12,5	DFH2	1000	400	rock wool	50	38	0,15	40	56	24,0	(R)EI30	-
931	ES/CD60/25/Hydro	Hydro	2x12,5	GMFH1I	1000	400	rock wool	50	38	0,15	40	56	25,0	(R)EI30	●
931	ES/CD60/25/Cicha	Cicha	2x12,5	DFH1IR	1000	400	rock wool	50	38	0,15	40	56	28,0	(R)EI60	●
931	ES/CD60/25/Twarda	Twarda	2x12,5	DEFH1IR	1000	400	rock wool	50	38	0,15	40	56	28,0	(R)EI60	●
931	ES/CD60/30/Ogień+	Ogień Plus	2x15,0	DF	1000	400	rock wool	50	38	0,15	40	61	30,0	(R)EI60	-
931	ES/CD60/30/WodaOgień+	Woda Ogień Plus	2x15,0	DFH2	1000	400	rock wool	50	38	0,15	40	61	30,0	(R)EI60	-
931	ES/CD60/30/Twarda	Twarda	2x15,0	DEFH1IR	1000	400	rock wool	50	38	0,15	40	61	34,0	(R)EI60	●
931	ES/CD60/30/Hydro	Hydro	2x15,0	GMFH1I	1000	400	rock wool	50	38	0,15	40	61	30,0	(R)EI60	●
931	ES/CD60/37,5/Ogień+	Ogień Plus	3x12,5	DF	1000	400	rock wool	50	38	0,15	40	69	33,0	(R)EI60	-
931	ES/CD60/37,5/WodaOgień+	Woda Ogień Plus	3x12,5	DFH2	1000	400	rock wool	50	38	0,15	40	69	33,0	(R)EI60	-
931	ES/CD60/37,5/Cicha	Cicha	3x12,5	DFH1IR	1000	400	rock wool	50	38	0,15	40	69	42,0	(R)EI60	●
931	ES/CD60/37,5/Twarda	Twarda	3x12,5	DEFH1IR	1000	400	rock wool	50	38	0,15	40	69	42,0	(R)EI60	●
931	ES/CD60/37,5/Hydro	Hydro	3x12,5	GMFH1I	1000	400	rock wool	50	38	0,15	40	69	36,0	(R)EI60	●

¹⁾ The heat transfer coefficient for the 250 mm thick mineral wool with the density of ab. 40 kg/m³ (meets the requirements of WT 2021, Uc(max)=0.15 [W/m²K]).
²⁾ The weight does not include the weight of the insulation material.
³⁾ Fire classification LBO-033-KZ/22.
⁴⁾ It is advised to apply the Nida Hydro plaster-fibre boards in the areas with the relative air humidity up to 85% and in the corner sections where intensive influence of water is expected (the horizontal and vertical surfaces in the vicinity of baths, showers, etc.)
⁵⁾ The acoustic resistance for standard rain (40 mm/hr) for a complete roof arrangement. Characteristics of the configuration: mineral wool of rock fibres, thickness 250 mm, density about 40 kg/m³, standard ceramic roof tiles, plasterboard 2x12.5 mm.



Follow us on:



Page	Nida Poddasze system name	Plasterboard sheathing			Load-bearing structure		Insulation material			Heat transfer coefficient ^{1) U} [W/m²K]	Acoustic insulation ^{2) LpA [dB]}	Min. suspension height [mm]	Weight of 1m² of encasement ^{2) [kg]}	Fire resistance class ^{3) [min]}	Special system
		Nida	Thickness [mm]	Marking acc. to standard	Spacing of the Nida EL60 fasteners [mm]	Spacing of the Nida CD60 ceiling profiles [mm]	Mineral wool	Thickness [mm]	Density [kg/m³]						
THE LOFT ENCASEMENT SYSTEM ON THE NIDA CD60 PROFILES IN THE PARALLEL ARRANGEMENT AND THE NIDA EL60 FLEXIBLE FIXING ELEMENTS															
933	EL/CD60/12.5/Expert	Expert	12,5	A	1000	400	glass wool / rock wool	optional	optional	0,15	40	43	11,0	-	-
933	EL/CD60/12.5/Woda ⁴⁾	Woda	12,5	H2	1000	400	glass wool / rock wool	optional	optional	0,15	40	43	11,0	-	-
933	EL/CD60/12.5/Ogień+	Ogień Plus	12,5	DF	1000	400	rock wool	50	38	0,15	40	43	13,0	(R)EI15	-
933	EL/CD60/12.5/WodaOgień+	Woda Ogień Plus	12,5	DFH2	1000	400	rock wool	50	38	0,15	40	43	13,0	(R)EI15	-
933	EL/CD60/12.5/Twarda	Twarda	12,5	DEFH1IR	1000	400	rock wool	50	38	0,15	40	43	15,0	(R)EI15	●
933	EL/CD60/12.5/Hydro	Hydro	12,5	GMFH1I	1000	400	rock wool	50	38	0,15	40	43	13,0	(R)EI15	●
933	EL/CD60/15/Ogień+	Ogień Plus	15,0	DF	1000	400	rock wool	50	38	0,15	40	46	16,0	(R)EI20	-
933	EL/CD60/15/Twarda	Twarda	15,0	DEFH1IR	1000	400	rock wool	50	38	0,15	40	46	18,0	(R)EI20	●
933	EL/CD60/15/Hydro	Hydro	15,0	GMFH1I	1000	400	rock wool	50	38	0,15	40	46	16,0	(R)EI20	●
935	EL/CD60/25/Expert	Expert	2x12,5	A	1000	400	glass wool / rock wool	optional	optional	0,15	40	56	19,0	-	-
935	EL/CD60/25/Woda ⁴⁾	Woda	2x12,5	H2	1000	400	glass wool / rock wool	optional	optional	0,15	40	56	19,0	-	-
935	EL/CD60/25/OgieńTypF	Ogień Typ F	2x12,5	F	1000	400	rock wool	50	38	0,15	40	56	20,0	(R)EI30	-
935	EL/CD60/25/Ogień+	Ogień Plus	2x12,5	DF	1000	400	rock wool	50	38	0,15	40	56	24,0	(R)EI30	-
935	EL/CD60/25/WodaOgień+	Woda Ogień Plus	2x12,5	DFH2	1000	400	rock wool	50	38	0,15	40	56	24,0	(R)EI30	-
935	EL/CD60/25/Hydro	Hydro	2x12,5	GMFH1I	1000	400	rock wool	50	38	0,15	40	56	25,0	(R)EI30	●
935	EL/CD60/25/Cicha	Cicha	2x12,5	DFH1IR	1000	400	rock wool	50	38	0,15	40	56	28,0	(R)EI60	●
935	EL/CD60/25/Twarda	Twarda	2x12,5	DEFH1IR	1000	400	rock wool	50	38	0,15	40	56	28,0	(R)EI60	●
935	EL/CD60/30/Ogień+	Ogień Plus	2x15,0	DF	1000	400	rock wool	50	38	0,15	40	61	30,0	(R)EI60	-
935	EL/CD60/30/WodaOgień+	Woda Ogień Plus	2x15,0	DFH2	1000	400	rock wool	50	38	0,15	40	61	30,0	(R)EI60	-
935	EL/CD60/30/Twarda	Twarda	2x15,0	DEFH1IR	1000	400	rock wool	50	38	0,15	40	61	34,0	(R)EI60	●
935	EL/CD60/30/Hydro	Hydro	2x15,0	GMFH1I	1000	400	rock wool	50	38	0,15	40	61	30,0	(R)EI60	●
935	EL/CD60/37.5/Ogień+	Ogień Plus	3x12,5	DF	1000	400	rock wool	50	38	0,15	40	69	33,0	(R)EI60	-
935	EL/CD60/37.5/WodaOgień+	Woda Ogień Plus	3x12,5	DFH2	1000	400	rock wool	50	38	0,15	40	69	33,0	(R)EI60	-
935	EL/CD60/37.5/Cicha	Cicha	3x12,5	DFH1IR	1000	400	rock wool	50	38	0,15	40	69	42,0	(R)EI60	●
935	EL/CD60/37.5/Twarda	Twarda	3x12,5	DEFH1IR	1000	400	rock wool	50	38	0,15	40	69	42,0	(R)EI60	●
935	EL/CD60/37.5/Hydro	Hydro	3x12,5	GMFH1I	1000	400	rock wool	50	38	0,15	40	69	36,0	(R)EI60	●

¹⁾ The heat transfer coefficient for the 250 mm thick mineral wool with the density of ab. 40 kg/m³ (meets the requirements of WT 2021, U_{c(max)}=0.15 [W/m²K]).
²⁾ The weight does not include the weight of the insulation material.
³⁾ Fire classification LBO-033-KZ/22.
⁴⁾ It is advised to apply the Nida Hydro plaster-fibre boards in the areas with the relative air humidity up to 85% and in the corner sections where intensive influence of water is expected (the horizontal and vertical surfaces in the vicinity of baths, showers, etc.)
⁵⁾ The acoustic resistance for standard rain (40 mm/hr) for a complete roof arrangement. Characteristics of the configuration: mineral wool of rock fibres, thickness 250 mm, density about 40 kg/m³, standard ceramic roof tiles, plasterboard 2x12.5 mm.



Page	Nida Poddasze system name	Plasterboard sheathing			Load-bearing structure		Insulation material			Heat transfer coefficient ^{1) U} [W/m²K]	Acoustic insulation ^{2) LpA [dB]}	Min. suspension height [mm]	Weight of 1m² of encasement ^{2) [kg]}	Fire resistance class ^{3) [min]}	Special system
		Nida	Thickness [mm]	Marking acc. to standard	Spacing of the anchoring elements [mm]	Spacing of the Nida PK48 profiles [mm]	Mineral wool	Thickness [mm]	Density [kg/m³]						
THE LOFT ENCASEMENT SYSTEM ON THE NIDA PK48 TOP-HAT PROFILES IN THE PARALLEL ARRANGEMENT (DIRECT ANCHORING)															
937	PK/12.5/Expert	Expert	12,5	A	1000	400	glass wool / rock wool	optional	optional	0,15	40	28	11,0	-	-
937	PK/12.5/Woda ⁴⁾	Woda	12,5	H2	1000	400	glass wool / rock wool	optional	optional	0,15	40	28	11,0	-	-
937	PK/12.5/Ogień+	Ogień Plus	12,5	DF	1000	400	rock wool	50	38	0,15	40	28	13,0	(R)EI15	-
937	PK/12.5/WodaOgień+	Woda Ogień Plus	12,5	DFH2	1000	400	rock wool	50	38	0,15	40	28	13,0	(R)EI15	-
937	PK/12.5/Twarda	Twarda	12,5	DEFH1IR	1000	400	rock wool	50	38	0,15	40	28	15,0	(R)EI15	●
937	PK/12.5/Hydro	Hydro	12,5	GMFH1I	1000	400	rock wool	50	38	0,15	40	28	13,0	(R)EI15	●
937	PK/15/Ogień+	Ogień Plus	15,0	DF	1000	400	rock wool	50	38	0,15	40	30	16,0	(R)EI20	-
937	PK/15/Twarda	Twarda	15,0	DEFH1IR	1000	400	rock wool	50	38	0,15	40	30	18,0	(R)EI20	●
937	PK/15/Hydro	Hydro	15,0	GMFH1I	1000	400	rock wool	50	38	0,15	40	30	16,0	(R)EI20	●
939	PK/25/Expert	Expert	2x12,5	A	1000	400	glass wool / rock wool	optional	optional	0,15	40	40	19,0	-	-
939	PK/25/Woda ⁴⁾	Woda	2x12,5	H2	1000	400	glass wool / rock wool	optional	optional	0,15	40	40	19,0	-	-
939	PK/25/OgieńTypF	Ogień Typ F	2x12,5	F	1000	400	rock wool	50	38	0,15	40	40	20,0	(R)EI30	-
939	PK/25/Ogień+	Ogień Plus	2x12,5	DF	1000	400	rock wool	50	38	0,15	40	40	24,0	(R)EI30	-
939	PK/25/WodaOgień+	Woda Ogień Plus	2x12,5	DFH2	1000	400	rock wool	50	38	0,15	40	40	24,0	(R)EI30	-
939	PK/25/Hydro	Hydro	2x12,5	GMFH1I	1000	400	rock wool	50	38	0,15	40	40	25,0	(R)EI30	●
939	PK/25/Cicha	Cicha	2x12,5	DFH1IR	1000	400	rock wool	50	38	0,15	40	40	28,0	(R)EI60	●
939	PK/25/Twarda	Twarda	2x12,5	DEFH1IR	1000	400	rock wool	50	38	0,15	40	40	28,0	(R)EI60	●
939	PK/30/Ogień+	Ogień Plus	2x15,0	DF	1000	400	rock wool	50	38	0,15	40	45	30,0	(R)EI60	-
939	PK/30/WodaOgień+	Woda Ogień Plus	2x15,0	DFH2	1000	400	rock wool	50	38	0,15	40	45	30,0	(R)EI60	-
939	PK/30/Twarda	Twarda	2x15,0	DEFH1IR	1000	400	rock wool	50	38	0,15	40	45	34,0	(R)EI60	●
939	PK/30/Hydro	Hydro	2x15,0	GMFH1I	1000	400	rock wool	50	38	0,15	40	45	30,0	(R)EI60	●
939	PK/37.5/Ogień+	Ogień Plus	3x12,5	DF	1000	400	rock wool	50	38	0,15	40	53	33,0	(R)EI60	-
939	PK/37.5/WodaOgień+	Woda Ogień Plus	3x12,5	DFH2	1000	400	rock wool	50	38	0,15	40	53	33,0	(R)EI60	-
939	PK/37.5/Cicha	Cicha	3x12,5	DFH1IR	1000	400	rock wool	50	38	0,15	40	53	42,0	(R)EI60	●
939	PK/37.5/Twarda	Twarda	3x12,5	DEFH1IR	1000	400	rock wool	50	38	0,15	40	53	42,0	(R)EI60	●
939	PK/37.5/Hydro	Hydro	3x12,5	GMFH1I	1000	400	rock wool	50	38	0,15	40	53	36,0	(R)EI60	●

¹⁾ The heat transfer coefficient for the 250 mm thick mineral wool with the density of ab. 40 kg/m³ (meets the requirements of WT 2021, U_{c(max)}=0.15 [W/m²K]).
²⁾ The weight does not include the weight of the insulation material.
³⁾ Fire classification LBO-033-KZ/22.
⁴⁾ It is advised to apply the Nida Hydro plaster-fibre boards in the areas with the relative air humidity up to 85% and in the corner sections where intensive influence of water is expected (the horizontal and vertical surfaces in the vicinity of baths, showers, etc.)
⁵⁾ The acoustic resistance for standard rain (40 mm/hr) for a complete roof arrangement. Characteristics of the configuration: mineral wool of rock fibres, thickness 250 mm, density about 40 kg/m³, standard ceramic roof tiles, plasterboard 2x12.5 mm.



Page	Nida Poddasze system name	Plasterboard sheathing			Load-bearing structure		Insulation material			Heat transfer coefficient ¹⁾ U	Acoustic insulation ⁵⁾ LpA [dB]	Min. suspension height [mm]	Weight of 1m ² of encase-ment ²⁾ [kg]	Fire resistance class ³⁾ [min]	Special system
		Nida	Thickness [mm]	Marking acc. to standard	Spacing of the anchoring elements [mm]	Spacing of timber battens [mm]	Mineral wool	Thickness [mm]	Density [kg/m ³]						
THE LOFT ENCASEMENT SYSTEM ON TIMBER BATTENS IN THE PARALLEL ARRANGEMENT (DIRECT ANCHORING)															
941	LD/12,5/Expert	Expert	12,5	A	1000	400	glass wool / rock wool	optional	optional	0,15	40	38	11,0	-	-
941	LD/12,5/Woda ⁴⁾	Woda	12,5	H2	1000	400	glass wool / rock wool	optional	optional	0,15	40	38	11,0	-	-
941	LD/12,5/Ogień+	Ogień Plus	12,5	DF	1000	400	rock wool	50	38	0,15	40	38	13,0	(R)EI15	-
941	LD/12,5/WodaOgień+	Woda Ogień Plus	12,5	DFH2	1000	400	rock wool	50	38	0,15	40	38	13,0	(R)EI15	-
941	LD/12,5/Twarda	Twarda	12,5	DEFH1IR	1000	400	rock wool	50	38	0,15	40	38	15,0	(R)EI15	●
941	LD/12,5/Hydro	Hydro	12,5	GMFH1I	1000	400	rock wool	50	38	0,15	40	38	13,0	(R)EI15	●
941	LD/15/Ogień+	Ogień Plus	15,0	DF	1000	400	rock wool	50	38	0,15	40	40	16,0	(R)EI20	-
941	LD/15/Twarda	Twarda	15,0	DEFH1IR	1000	400	rock wool	50	38	0,15	40	40	18,0	(R)EI20	●
941	LD/15/Hydro	Hydro	15,0	GMFH1I	1000	400	rock wool	50	38	0,15	40	40	16,0	(R)EI20	●
943	LD/25/Expert	Expert	2x12,5	A	1000	400	glass wool / rock wool	optional	optional	0,15	40	50	19,0	-	-
943	LD/25/Woda ⁴⁾	Woda	2x12,5	H2	1000	400	glass wool / rock wool	optional	optional	0,15	40	50	19,0	-	-
943	LD/25/OgieńTypF	Ogień Typ F	2x12,5	F	1000	400	rock wool	50	38	0,15	40	50	20,0	(R)EI30	-
943	LD/25/Ogień+	Ogień Plus	2x12,5	DF	1000	400	rock wool	50	38	0,15	40	50	24,0	(R)EI30	-
943	LD/25/WodaOgień+	Woda Ogień Plus	2x12,5	DFH2	1000	400	rock wool	50	38	0,15	40	50	24,0	(R)EI30	-
943	LD/25/Hydro	Hydro	2x12,5	GMFH1I	1000	400	rock wool	50	38	0,15	40	50	25,0	(R)EI30	●
943	LD/25/Cicha	Cicha	2x12,5	DEFH1IR	1000	400	rock wool	50	38	0,15	40	50	28,0	(R)EI60	●
943	LD/25/Twarda	Twarda	2x12,5	DEFH1IR	1000	400	rock wool	50	38	0,15	40	50	28,0	(R)EI60	●
943	LD/30/Ogień+	Ogień Plus	2x15,0	DF	1000	400	rock wool	50	38	0,15	40	55	30,0	(R)EI60	-
943	LD/30/WodaOgień+	Woda Ogień Plus	2x15,0	DFH2	1000	400	rock wool	50	38	0,15	40	55	30,0	(R)EI60	-
943	LD/30/Twarda	Twarda	2x15,0	DEFH1IR	1000	400	rock wool	50	38	0,15	40	55	34,0	(R)EI60	●
943	LD/30/Hydro	Hydro	2x15,0	GMFH1I	1000	400	rock wool	50	38	0,15	40	55	30,0	(R)EI60	●
943	LD/37,5/Ogień+	Ogień Plus	3x12,5	DF	1000	400	rock wool	50	38	0,15	40	63	33,0	(R)EI60	-
943	LD/37,5/WodaOgień+	Woda Ogień Plus	3x12,5	DFH2	1000	400	rock wool	50	38	0,15	40	63	33,0	(R)EI60	-
943	LD/37,5/Cicha	Cicha	3x12,5	DEFH1IR	1000	400	rock wool	50	38	0,15	40	63	42,0	(R)EI60	●
943	LD/37,5/Twarda	Twarda	3x12,5	DEFH1IR	1000	400	rock wool	50	38	0,15	40	63	42,0	(R)EI60	●
943	LD/37,5/Hydro	Hydro	3x12,5	GMFH1I	1000	400	rock wool	50	38	0,15	40	63	36,0	(R)EI60	●

¹⁾ The heat transfer coefficient for the 250 mm thick mineral wool with the density of ab. 40 kg/m³ (meets the requirements of WT 2021, Uc(max)=0.15 [W/m²K]).

²⁾ The weight does not include the weight of the insulation material.

³⁾ Fire classification LBO-033-KZ/22.

⁴⁾ It is advised to apply the Nida Hydro plaster-fibre boards in the areas with the relative air humidity up to 85% and in the corner sections where intensive influence of water is expected (the horizontal and vertical surfaces in the vicinity of baths, showers, etc.)

⁵⁾ The acoustic resistance for standard rain (40 mm/hr) for a complete roof arrangement. Characteristics of the configuration: mineral wool of rock fibres, thickness 250 mm, density about 40 kg/m³, standard ceramic roof tiles, plasterboard 2x12.5 mm.



Page	Nida Poddasze system name	Plasterboard sheathing			Load-bearing structure			Insulation material			Heat transfer coefficient ¹⁾ U	Acoustic insulation ⁵⁾ LpA [dB]	Min. suspension height [mm]	Weight of 1m ² of encase-ment ²⁾ [kg]	Fire resistance class ³⁾ [min]	Special system
		Nida	Thickness [mm]	Marking acc. to standard	Max. spacing of the Nida ES60 fasteners [mm]	Spacing of the Nida CD60 main profiles [mm]	Spacing of the Nida CD60 load-bearing profiles [mm]	Mineral wool	Thickness [mm]	Density [kg/m ³]						
THE LOFT ENCASEMENT SYSTEM ON THE NIDA CD60 PROFILES IN THE CROSS ARRANGEMENT AND WITH THE NIDA ES60 FIXING ELEMENTS																
945	ES/DK/CD60/12,5/Expert	Expert	12,5	A	1000	1000	400	glass wool / rock wool	optional	optional	0,15	40	73	11,0	-	-
945	ES/DK/CD60/12,5/Woda ⁴⁾	Woda	12,5	H2	1000	1000	400	glass wool / rock wool	optional	optional	0,15	40	73	11,0	-	-
945	ES/DK/CD60/12,5/Ogień+	Ogień Plus	12,5	DF	1000	1000	400	rock wool	50	38	0,15	40	73	13,0	(R)EI15	-
945	ES/DK/CD60/12,5/WodaOgień+	Woda Ogień Plus	12,5	DFH2	1000	1000	400	rock wool	50	38	0,15	40	73	13,0	(R)EI15	-
945	ES/DK/CD60/12,5/Twarda	Twarda	12,5	DEFH1IR	1000	1000	400	rock wool	50	38	0,15	40	73	15,0	(R)EI15	●
945	ES/DK/CD60/12,5/Hydro	Hydro	12,5	GMFH1I	1000	1000	400	rock wool	50	38	0,15	40	73	13,0	(R)EI15	●
945	ES/DK/CD60/15/Ogień+	Ogień Plus	15,0	DF	1000	1000	400	rock wool	50	38	0,15	40	75	16,0	(R)EI20	-
945	ES/DK/CD60/15/Twarda	Twarda	15,0	DEFH1IR	1000	1000	400	rock wool	50	38	0,15	40	75	18,0	(R)EI20	●
945	ES/DK/CD60/15/Hydro	Hydro	15,0	GMFH1I	1000	1000	400	rock wool	50	38	0,15	40	75	16,0	(R)EI20	●
947	ES/DK/CD60/25/Expert	Expert	2x12,5	A	1000	1000	400	glass wool / rock wool	optional	optional	0,15	40	85	19,0	-	-
947	ES/DK/CD60/25/Woda ⁴⁾	Woda	2x12,5	H2	1000	1000	400	glass wool / rock wool	optional	optional	0,15	40	85	19,0	-	-
947	ES/DK/CD60/25/OgieńTypF	Ogień Typ F	2x12,5	F	1000	1000	400	rock wool	50	38	0,15	40	85	20,0	(R)EI30	-
947	ES/DK/CD60/25/Ogień+	Ogień Plus	2x12,5	DF	1000	1000	400	rock wool	50	38	0,15	40	85	24,0	(R)EI30	-
947	ES/DK/CD60/25/WodaOgień+	Woda Ogień Plus	2x12,5	DFH2	1000	1000	400	rock wool	50	38	0,15	40	85	24,0	(R)EI30	-
947	ES/DK/CD60/25/Hydro	Hydro	2x12,5	GMFH1I	1000	1000	400	rock wool	50	38	0,15	40	85	25,0	(R)EI30	●
947	ES/DK/CD60/25/Cicha	Cicha	2x12,5	DEFH1IR	1000	1000	400	rock wool	50	38	0,15	40	85	28,0	(R)EI60	●
947	ES/DK/CD60/25/Twarda	Twarda	2x12,5	DEFH1IR	1000	1000	400	rock wool	50	38	0,15	40	85	28,0	(R)EI60	●
947	ES/DK/CD60/30/Ogień+	Ogień Plus	2x15,0	DF	1000	1000	400	rock wool	50	38	0,15	40	90	30,0	(R)EI60	-
947	ES/DK/CD60/30/WodaOgień+	Woda Ogień Plus	2x15,0	DFH2	1000	1000	400	rock wool	50	38	0,15	40	90	30,0	(R)EI60	-
947	ES/DK/CD60/30/Twarda	Twarda	2x15,0	DEFH1IR	1000	1000	400	rock wool	50	38	0,15	40	90	34,0	(R)EI60	●
947	ES/DK/CD60/30/Hydro	Hydro	2x15,0	GMFH1I	1000	1000	400	rock wool	50	38	0,15	40	90	30,0	(R)EI60	●
947	ES/DK/CD60/37,5/Ogień+	Ogień Plus	3x12,5	DF	1000	1000	400	rock wool	50	38	0,15	40	98	33,0	(R)EI60	-
947	ES/DK/CD60/37,5/WodaOgień+	Woda Ogień Plus	3x12,5	DFH2	1000	1000	400	rock wool	50	38	0,15	40	98	33,0	(R)EI60	-
947	ES/DK/CD60/37,5/Cicha	Cicha	3x12,5	DEFH1IR	1000	1000	400	rock wool	50	38	0,15	40	98	42,0	(R)EI60	●
947	ES/DK/CD60/37,5/Twarda	Twarda	3x12,5	DEFH1IR	1000	1000	400	rock wool	50	38	0,15	40	98	42,0	(R)EI60	●
947	ES/DK/CD60/37,5/Hydro	Hydro	3x12,5	GMFH1I	1000	1000	400	rock wool	50	38	0,15	40	98	36,0	(R)EI60	●

¹⁾ The heat transfer coefficient for the 250 mm thick mineral wool with the density of ab. 40 kg/m³ (meets the requirements of WT 2021, Uc(max)=0.15 [W/m²K]).

²⁾ The weight does not include the weight of the insulation material.

³⁾ Fire classification LBO-033-KZ/22.

⁴⁾ It is advised to apply the Nida Hydro plaster-fibre boards in the areas with the relative air humidity up to 85% and in the corner sections where intensive influence of water is expected (the horizontal and vertical surfaces in the vicinity of baths, showers, etc.)

⁵⁾ The acoustic resistance for standard rain (40 mm/hr) for a complete roof arrangement. Characteristics of the configuration: mineral wool of rock fibres, thickness 250 mm, density about 40 kg/m³, standard ceramic roof tiles, plasterboard 2x12.5 mm.



Page	Nida Poddasze system name	Plasterboard sheathing			Load-bearing structure			Insulation material			Heat transfer coefficient U ¹⁾ [W/m²K]	Acoustic insulation ²⁾ LpA [dB]	Min. suspension height [mm]	Weight of 1m² of encasement ²⁾ [kg]	Fire resistance class ³⁾ [min]	Special system
		Nida	Thickness [mm]	Marking acc. to standard	Max Spacing of the Nida EL60 fasteners [mm]	Spacing of the Nida CD60 main profiles [mm]	Spacing of the Nida CD60 load-bearing profiles [mm]	Mineral wool	Thickness [mm]	Density [kg/m³]						
THE LOFT ENCASEMENT SYSTEM ON THE NIDA CD60 PROFILES IN THE CROSS ARRANGEMENT AND THE NIDA EL60 FLEXIBLE FIXING ELEMENTS																
949	EL/DK/CD60/12,5/Expert	Expert	12,5	A	1000	1000	400	glass wool / rock wool	optional	optional	0,15	40	73	11,0	-	-
949	EL/DK/CD60/12,5/Woda ⁴⁾	Woda	12,5	H2	1000	1000	400	glass wool / rock wool	optional	optional	0,15	40	73	11,0	-	-
949	EL/DK/CD60/12,5/Ogień+	Ogień Plus	12,5	DF	1000	1000	400	rock wool	50	38	0,15	40	73	13,0	(R)EI15	-
949	EL/DK/CD60/12,5/WodaOgień+	Woda Ogień Plus	12,5	DFH2	1000	1000	400	rock wool	50	38	0,15	40	73	13,0	(R)EI15	-
949	EL/DK/CD60/12,5/Twarda	Twarda	12,5	DEFH1IR	1000	1000	400	rock wool	50	38	0,15	40	73	15,0	(R)EI15	●
949	EL/DK/CD60/12,5/Hydro	Hydro	12,5	GMFH1I	1000	1000	400	rock wool	50	38	0,15	40	73	13,0	(R)EI15	●
949	EL/DK/CD60/15/Ogień+	Ogień Plus	15,0	DF	1000	1000	400	rock wool	50	38	0,15	40	75	16,0	(R)EI20	-
949	EL/DK/CD60/15/Twarda	Twarda	15,0	DEFH1IR	1000	1000	400	rock wool	50	38	0,15	40	75	18,0	(R)EI20	●
949	EL/DK/CD60/15/Hydro	Hydro	15,0	GMFH1I	1000	1000	400	rock wool	50	38	0,15	40	75	16,0	(R)EI20	●
951	EL/DK/CD60/25/Expert	Expert	2x12,5	A	1000	1000	400	glass wool / rock wool	optional	optional	0,15	40	85	19,0	-	-
951	EL/DK/CD60/25/Woda ⁴⁾	Woda	2x12,5	H2	1000	1000	400	glass wool / rock wool	optional	optional	0,15	40	85	19,0	-	-
951	EL/DK/CD60/25/OgieńTypF	Ogień Typ F	2x12,5	F	1000	1000	400	rock wool	50	38	0,15	40	85	20,0	(R)EI30	-
951	EL/DK/CD60/25/Ogień+	Ogień Plus	2x12,5	DF	1000	1000	400	rock wool	50	38	0,15	40	85	24,0	(R)EI30	-
951	EL/DK/CD60/25/WodaOgień+	Woda Ogień Plus	2x12,5	DFH2	1000	1000	400	rock wool	50	38	0,15	40	85	24,0	(R)EI30	-
951	EL/DK/CD60/25/Hydro	Hydro	2x12,5	GMFH1I	1000	1000	400	rock wool	50	38	0,15	40	85	25,0	(R)EI30	●
951	EL/DK/CD60/25/Cicha	Cicha	2x12,5	DFH1IR	1000	1000	400	rock wool	50	38	0,15	40	85	28,0	(R)EI60	●
951	EL/DK/CD60/25/Twarda	Twarda	2x12,5	DEFH1IR	1000	1000	400	rock wool	50	38	0,15	40	85	28,0	(R)EI60	●
951	EL/DK/CD60/30/Ogień+	Ogień Plus	2x15,0	DF	1000	1000	400	rock wool	50	38	0,15	40	90	30,0	(R)EI60	-
951	EL/DK/CD60/30/WodaOgień+	Woda Ogień Plus	2x15,0	DFH2	1000	1000	400	rock wool	50	38	0,15	40	90	30,0	(R)EI60	-
951	EL/DK/CD60/30/Twarda	Twarda	2x15,0	DEFH1IR	1000	1000	400	rock wool	50	38	0,15	40	90	34,0	(R)EI60	●
951	EL/DK/CD60/30/Hydro	Hydro	2x15,0	GMFH1I	1000	1000	400	rock wool	50	38	0,15	40	90	30,0	(R)EI60	●
951	EL/DK/CD60/37,5/Ogień+	Ogień Plus	3x12,5	DF	1000	1000	400	rock wool	50	38	0,15	40	98	33,0	(R)EI60	-
951	EL/DK/CD60/37,5/WodaOgień+	Woda Ogień Plus	3x12,5	DFH2	1000	1000	400	rock wool	50	38	0,15	40	98	33,0	(R)EI60	-
951	EL/DK/CD60/37,5/Cicha	Cicha	3x12,5	DFH1IR	1000	1000	400	rock wool	50	38	0,15	40	98	42,0	(R)EI60	●
951	EL/DK/CD60/37,5/Twarda	Twarda	3x12,5	DEFH1IR	1000	1000	400	rock wool	50	38	0,15	40	98	42,0	(R)EI60	●
951	EL/DK/CD60/37,5/Hydro	Hydro	3x12,5	GMFH1I	1000	1000	400	rock wool	50	38	0,15	40	98	36,0	(R)EI60	●

¹⁾ The heat transfer coefficient for the 250 mm thick mineral wool with the density of ab. 40 kg/m³ (meets the requirements of WT 2021, U_c(max)=0.15 [W/m²K]).
²⁾ The weight does not include the weight of the insulation material.
³⁾ Fire classification LBO-033-KZ/22.
⁴⁾ It is advised to apply the Nida Hydro plaster-fibre boards in the areas with the relative air humidity up to 85% and in the corner sections where intensive influence of water is expected (the horizontal and vertical surfaces in the vicinity of baths, showers, etc.)
⁵⁾ The acoustic resistance for standard rain (40 mm/hr) for a complete roof arrangement. Characteristics of the configuration: mineral wool of rock fibres, thickness 250 mm, density about 40 kg/m³, standard ceramic roof tiles, plasterboard 2x12.5 mm.



Page	Nida Poddasze system name	Plasterboard sheathing			Load-bearing structure			Insulation material			Heat transfer coefficient U ¹⁾ [W/m²K]	Acoustic insulation ²⁾ LpA [dB]	Min. suspension height [mm]	Weight of 1m² of encasement ²⁾ [kg]	Fire resistance class ³⁾ [min]	Special system
		Nida	Thickness [mm]	Marking acc. to standard	Spacing of the MFC2330 hangers [mm]	Max. spacing of the Nida MFCP44 main profiles [mm]	Max. spacing of the Nida MFCC50 load-bearing profiles [mm]	Mineral wool	Thickness [mm]	Density [kg/m³]						
THE LOFT ENCASEMENT SYSTEM ON THE MF PROFILES IN THE CROSS ARRANGEMENT AND WITH THE NIDA MFC2330 ANGLE PROFILES																
953	DK/MFC/12,5/Expert	Expert	12,5	A	1000	1000	400	glass wool / rock wool	optional	optional	0,15	40	82,5	11,0	-	-
953	DK/MFC/12,5/Woda ⁴⁾	Woda	12,5	H2	1000	1000	400	glass wool / rock wool	optional	optional	0,15	40	82,5	11,0	-	-
953	DK/MFC/12,5/Ogień+	Ogień Plus	12,5	DF	1000	1000	400	rock wool	50	38	0,15	40	82,5	13,0	(R)EI15	-
953	DK/MFC/12,5/WodaOgień+	Woda Ogień Plus	12,5	DFH2	1000	1000	400	rock wool	50	38	0,15	40	82,5	13,0	(R)EI15	-
953	DK/MFC/12,5/Twarda	Twarda	12,5	DEFH1IR	1000	1000	400	rock wool	50	38	0,15	40	82,5	15,0	(R)EI15	●
953	DK/MFC/12,5/Hydro	Hydro	12,5	GMFH1I	1000	1000	400	rock wool	50	38	0,15	40	82,5	13,0	(R)EI15	●
953	DK/MFC/15/Ogień+	Ogień Plus	15,0	DF	1000	1000	400	rock wool	50	38	0,15	40	85	16,0	(R)EI20	-
953	DK/MFC/15/Twarda	Twarda	15,0	DEFH1IR	1000	1000	400	rock wool	50	38	0,15	40	85	18,0	(R)EI20	●
953	DK/MFC/15/Hydro	Hydro	15,0	GMFH1I	1000	1000	400	rock wool	50	38	0,15	40	85	16,0	(R)EI20	●
955	DK/MFC/25/Expert	Expert	2x12,5	A	1000	1000	400	glass wool / rock wool	optional	optional	0,15	40	95	19,0	-	-
955	DK/MFC/25/Woda ⁴⁾	Woda	2x12,5	H2	1000	1000	400	glass wool / rock wool	optional	optional	0,15	40	95	19,0	-	-
955	DK/MFC/25/OgieńTypF	Ogień Typ F	2x12,5	F	1000	1000	400	rock wool	50	38	0,15	40	95	20,0	(R)EI30	-
955	DK/MFC/25/Ogień+	Ogień Plus	2x12,5	DF	1000	1000	400	rock wool	50	38	0,15	40	95	24,0	(R)EI30	-
955	DK/MFC/25/WodaOgień+	Woda Ogień Plus	2x12,5	DFH2	1000	1000	400	rock wool	50	38	0,15	40	95	24,0	(R)EI30	-
955	DK/MFC/25/Hydro	Hydro	2x12,5	GMFH1I	1000	1000	400	rock wool	50	38	0,15	40	95	25,0	(R)EI30	●
955	DK/MFC/25/Cicha	Cicha	2x12,5	DFH1IR	1000	1000	400	rock wool	50	38	0,15	40	95	28,0	(R)EI60	●
955	DK/MFC/25/Twarda	Twarda	2x12,5	DEFH1IR	1000	1000	400	rock wool	50	38	0,15	40	95	28,0	(R)EI60	●
955	DK/MFC/30/Ogień+	Ogień Plus	2x15,0	DF	1000	1000	400	rock wool	50	38	0,15	40	100	30,0	(R)EI60	-
955	DK/MFC/30/WodaOgień+	Woda Ogień Plus	2x15,0	DFH2	1000	1000	400	rock wool	50	38	0,15	40	100	30,0	(R)EI60	-
955	DK/MFC/30/Twarda	Twarda	2x15,0	DEFH1IR	1000	1000	400	rock wool	50	38	0,15	40	100	34,0	(R)EI60	●
955	DK/MFC/30/Hydro	Hydro	2x15,0	GMFH1I	1000	1000	400	rock wool	50	38	0,15	40	100	30,0	(R)EI60	●
955	DK/MFC/37,5/Ogień+	Ogień Plus	3x12,5	DF	1000	1000	400	rock wool	50	38	0,15	40	107,5	33,0	(R)EI60	-
955	DK/MFC/37,5/WodaOgień+	Woda Ogień Plus	3x12,5	DFH2	1000	1000	400	rock wool	50	38	0,15	40	107,5	33,0	(R)EI60	-
955	DK/MFC/37,5/Cicha	Cicha	3x12,5	DFH1IR	1000	1000	400	rock wool	50	38	0,15	40	107,5	42,0	(R)EI60	●
955	DK/MFC/37,5/Twarda	Twarda	3x12,5	DEFH1IR	1000	1000	400	rock wool	50	38	0,15	40	107,5	42,0	(R)EI60	●
955	DK/MFC/37,5/Hydro	Hydro	3x12,5	GMFH1I	1000	1000	400	rock wool	50	38	0,15	40	107,5	36,0	(R)EI60	●

¹⁾ The heat transfer coefficient for the 250 mm thick mineral wool with the density of ab. 40 kg/m³ (meets the requirements of WT 2021, U_c(max)=0.15 [W/m²K]).
²⁾ The weight does not include the weight of the insulation material.
³⁾ Fire classification LBO-033-KZ/22.
⁴⁾ It is advised to apply the Nida Hydro plaster-fibre boards in the areas with the relative air humidity up to 85% and in the corner sections where intensive influence of water is expected (the horizontal and vertical surfaces in the vicinity of baths, showers, etc.)
⁵⁾ The acoustic resistance for standard rain (40 mm/hr) for a complete roof arrangement. Characteristics of the configuration: mineral wool of rock fibres, thickness 250 mm, density about 40 kg/m³, standard ceramic roof tiles, plasterboard 2x12.5 mm.

nida Poddasze

Fire resistance class:
**(R)EI15
(R)EI20**

Heat transfer coefficient U:
0,15 W/m²K

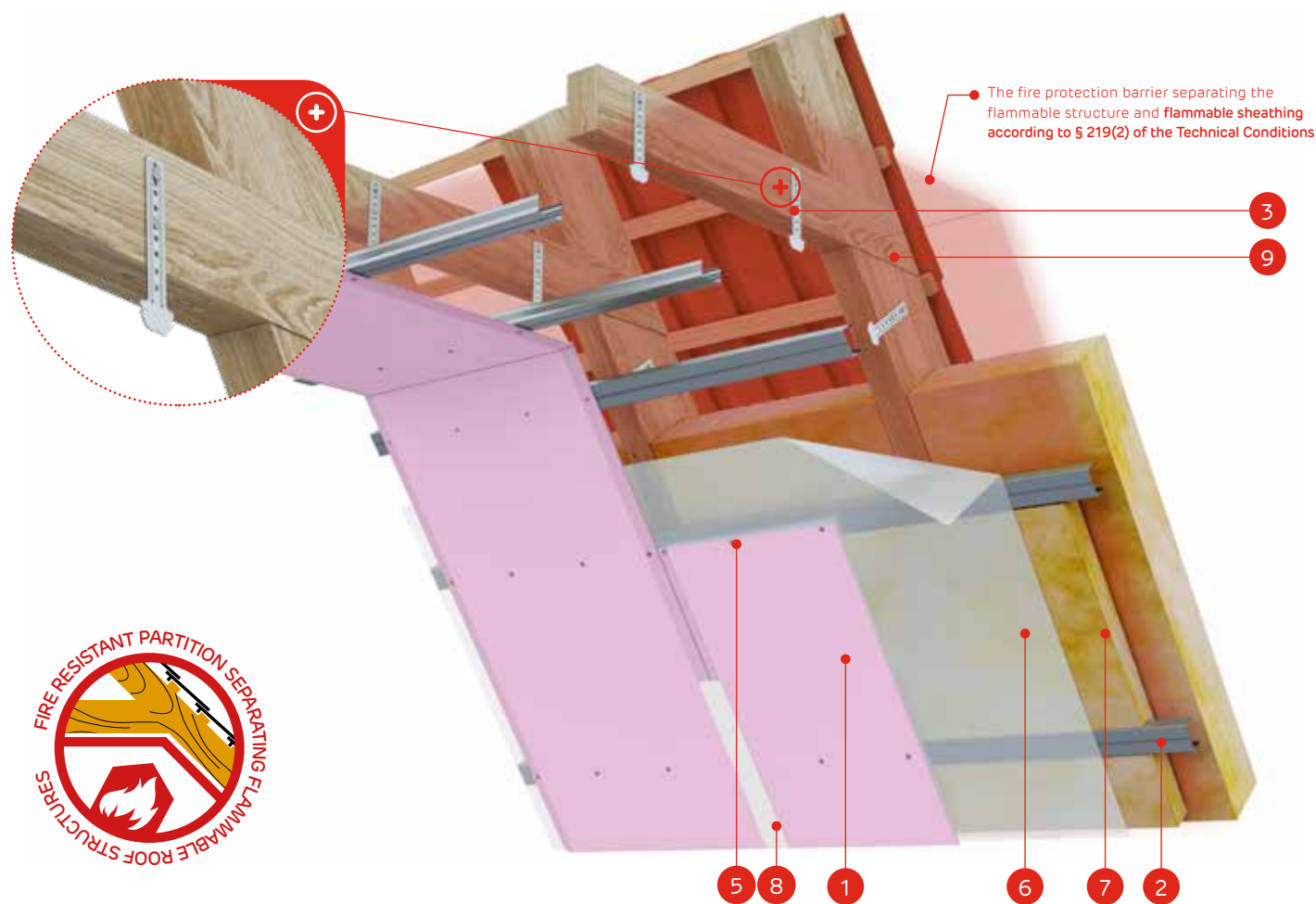
Acoustic insulation LpA:
40 dB

Weight of 1 m² of encasement:
11,0-18,0 kg

Number of related document:
**LBO-033-KZ/22
EN 13964:2014-05**

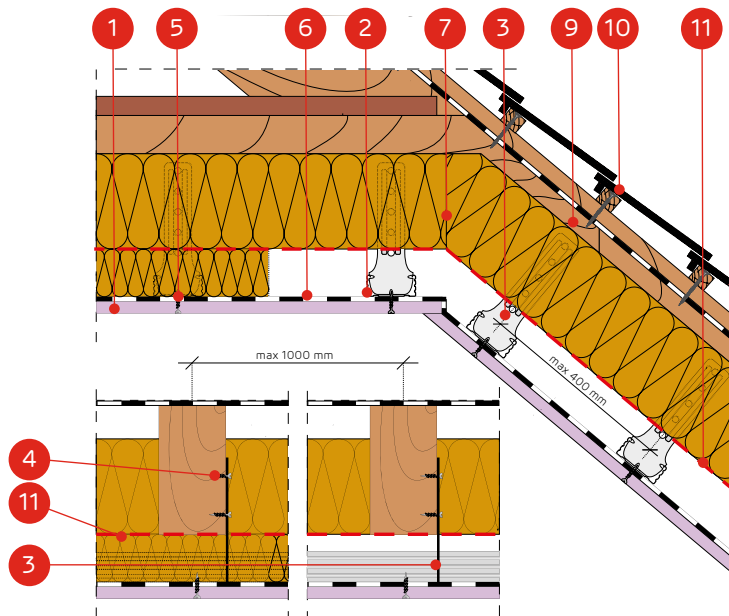
Declaration of Performance:
DoP/Loft System/0066/15.11.2016

SYSTEMS:
WP/CD60/12,5; WP/CD60/15



MATERIALS:

1. Nida plasterboard
2. Nida CD60 profile
3. Nida WP60 loft hanger
4. Nida 3.5x35 mm wood screws
5. Nida sheet metal screws 3,5 x 25 mm
6. Vapour barrier
7. Insulation material mineral wool
8. The joint between the plasterboards filled with the e.g. Nida Start gypsum putty and Nida reinforcement tape + Nida Finish gypsum putty
9. Roof truss structure
10. Roofing (roof tiles, battens, counter-battens)
11. The fire protection barrier separating the flammable structure and flammable sheathing



THE LOFT ENCASEMENT SYSTEM ON THE NIDA CD60 PROFILES IN THE PARALLEL ARRANGEMENT AND THE NIDA WP60 LOFT HANGERS

TECHNICAL PARAMETERS

Nida Poddasze system name	Plasterboard sheathing			Load-bearing structure		Insulation material			Heat transfer coefficient ^{1)U}	Acoustic insulation ²⁾	Min. suspension height	Weight of 1m² of encasement ²⁾	Fire resistance class ³⁾	Special system
	Nida	Thickness [mm]	Marking acc. to standard	Spacing of the Nida WP60 fasteners [mm]	Spacing of the Nida CD60 ceiling profiles [mm]	Mineral wool	Thickness [mm]	Density [kg/m³]						
WP/CD60/12,5/Expert	Expert	12,5	A	1000	400	glass wool / rock wool	optional	optional	0,15	40	43	11,0	-	-
WP/CD60/12,5/Woda ⁴⁾	Woda	12,5	H2	1000	400	glass wool / rock wool	optional	optional	0,15	40	43	11,0	-	-
WP/CD60/12,5/Ogień+	Ogień Plus	12,5	DF	1000	400	rock wool	50	38	0,15	40	43	13,0	(R)EI15	-
WP/CD60/12,5/WodaOgień+	Woda Ogień Plus	12,5	DFH2	1000	400	rock wool	50	38	0,15	40	43	13,0	(R)EI15	-
WP/CD60/12,5/Twarda	Twarda	12,5	DEFH1IR	1000	400	rock wool	50	38	0,15	40	43	15,0	(R)EI15	●
WP/CD60/12,5/Hydro	Hydro	12,5	GMFH1I	1000	400	rock wool	50	38	0,15	40	43	13,0	(R)EI15	●
WP/CD60/15/Ogień+	Ogień Plus	15,0	DF	1000	400	rock wool	50	38	0,15	40	46	16,0	(R)EI20	-
WP/CD60/15/Twarda	Twarda	15,0	DEFH1IR	1000	400	rock wool	50	38	0,15	40	46	18,0	(R)EI20	●
WP/CD60/15/Hydro	Hydro	15,0	GMFH1I	1000	400	rock wool	50	38	0,15	40	46	16,0	(R)EI20	●

¹⁾ The heat transfer coefficient for the 250 mm thick mineral wool with the density of ab. 40 kg/m³ (meets the requirements of WT 2021, U_c(max)=0.15 [W/m²K]).

²⁾ The weight does not include the weight of the insulation material.

³⁾ Fire classification LBO-033-KZ/22.

⁴⁾ It is advised to apply the Nida Hydro plaster-fibre boards in the areas with the relative air humidity up to 85% and in the corner sections where intensive influence of water is expected (the horizontal and vertical surfaces in the vicinity of baths, showers, etc.)

⁵⁾ The acoustic resistance for standard rain (40 mm/hr) for a complete roof arrangement. Characteristics of the configuration: mineral wool of rock fibres, thickness 250 mm, density about 40 kg/m³, standard ceramic roof tiles, plasterboard 2x12.5 mm.

CONSUMPTION OF MATERIALS PER 1 M² FOR THE LOFT ENCASEMENT CONSTRUCTED ACCORDING TO THE NIDA PODDASZE SYSTEM

Material name	UM	System type Nida						
		WP/CD60/12,5/Expert ⁶⁾	WP/CD60/12,5/Ogień+ ⁷⁾	WP/CD60/12,5/Twarda	WP/CD60/12,5/Hydro	WP/CD60/15/Ogień+	WP/CD60/15/Twarda	WP/CD60/15/Hydro
Consumption of material per 1m²								
Nida Expert 12.5 mm plasterboard	m²	1,0	-	-	-	-	-	-
Nida Ogień Plus 12.5 mm plasterboard	m²	-	1,0	-	-	-	-	-
Nida Twarda 12.5 mm plasterboard	m²	-	-	1,0	-	-	-	-
Nida Hydro 12.5 mm plasterboard	m²	-	-	-	1,0	-	-	-
Nida Ogień Plus 15.0 mm plasterboard	m²	-	-	-	-	1,0	-	-
Nida Twarda 15.0 mm plasterboard	m²	-	-	-	-	-	1,0	-
Nida Hydro 15.0 mm plasterboard	m²	-	-	-	-	-	-	1,0
Nida CD60 profile	lm	2,5	2,5	2,5	2,5	2,5	2,5	2,5
Nida UD27 profile	lm	0,6	0,6	0,6	0,6	0,6	0,6	0,6
Nida WP60 loft hanger	pcs.	3,0	3,0	3,0	3,0	3,0	3,0	3,0
Nida LW60 lengthwise connector	pcs.	0,6	0,6	0,6	0,6	0,6	0,6	0,6
Expansion plug ⁸⁾	pcs.	0,6	0,6	0,6	0,6	0,6	0,6	0,6
Nida 3.5x35 mm wood screws	pcs.	6,0	6,0	6,0	6,0	6,0	6,0	6,0
Nida 3.5x25 mm sheet metal screws	pcs.	18,0	18,0	-	-	18,0	-	-
FixDens 4.2 x 25 mm screws	pcs.	-	-	18,0	-	-	18,0	-
Nida Hydro C5 3.5x25 mm sheet metal screws	pcs.	-	-	-	18,0	-	-	18,0
Nida reinforcement tape	lm	1,4	1,4	1,4	1,4	1,4	1,4	1,4
Nida Start gypsum putty	kg	0,3	0,3	-	-	0,3	-	-
Nida Finish gypsum putty	kg	0,1	0,1	-	-	0,3	-	-
Nida Hydromix ready-to-use joint filler ⁹⁾	kg	-	-	0,4	0,4	-	0,4	0,4
Vapour barrier ¹⁰⁾	m²	1,0	1,0	1,0	1,0	1,0	1,0	1,0
Mineral wool ¹⁰⁾	m²	1,0	1,0	1,0	1,0	1,0	1,0	1,0

⁶⁾ As an alternative the Nida Woda should be utilised.

⁷⁾ As an alternative the Nida Woda Ogień Plus should be utilised.

⁸⁾ The type of the anchoring element should be selected individually adequately for the substrate type and the total mass of the encasement.

⁹⁾ For the Nida Twarda plaster-particle boards with fibres the Nida Max gypsum putty should be utilised.

¹⁰⁾ Application acc. to the requirements.

The standards concerning the amount of utilised material do not cover the loss of the material.

nida Poddasze



Fire resistance class:
**(R)EI30
(R)EI60**



Heat transfer coefficient U:
0,15 W/m²K



Acoustic insulation LpA:
40 dB



Weight of 1 m² of encasement:
19,0-34,0 kg

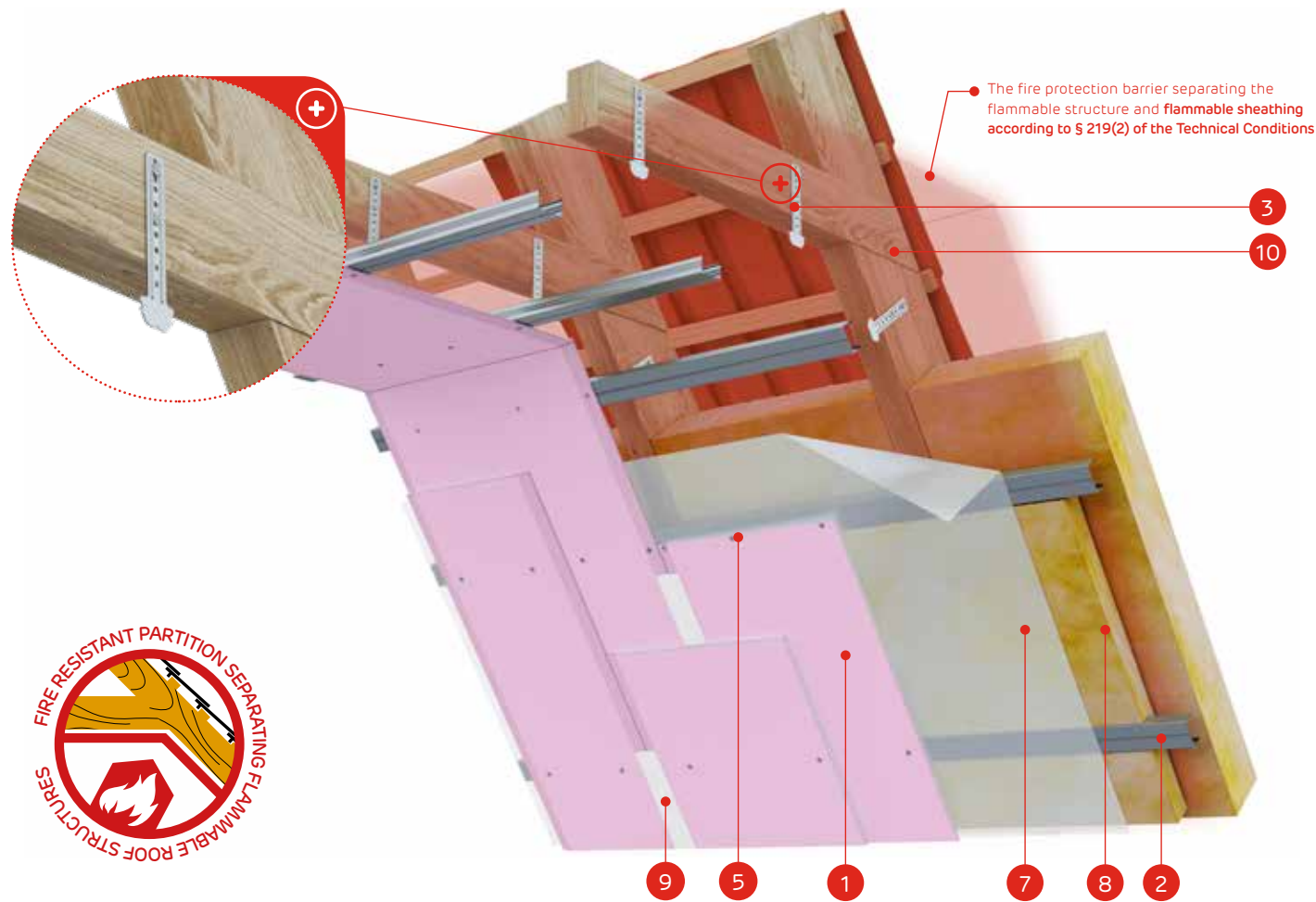


Number of related document:
**LBO-033-KZ/22
EN 13964:2014-05**

Declaration of Performance:
DoP/Loft System/0066/15.11.2016

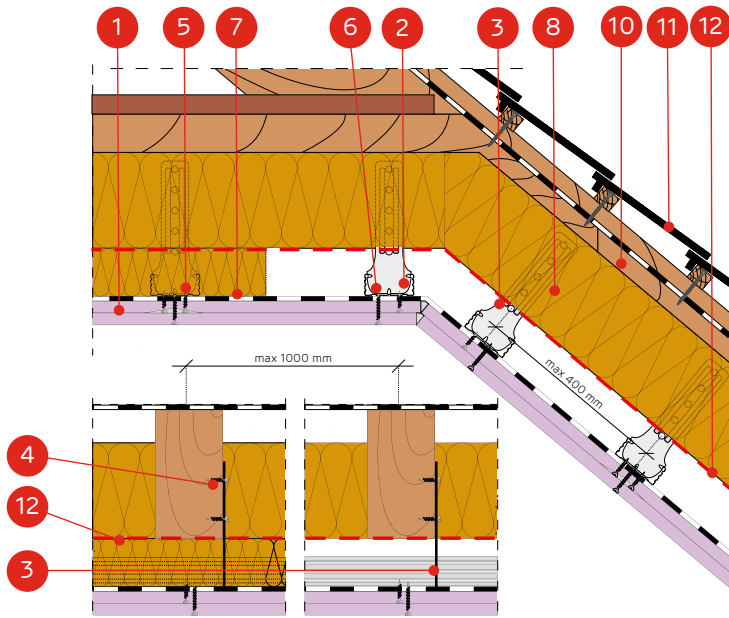
SYSTEMS:

WP/CD60/25; WP/CD60/30



MATERIALS:

1. Nida plasterboard
2. Nida CD60 profile
3. Nida WP60 loft hanger
4. Nida 3.5x35 mm wood screws
5. Nida sheet metal screws 3,5 x 25 mm
6. Nida sheet metal screws 3,5 x 35 mm
7. Vapour barrier
8. Insulation material mineral wool
9. The joint between the plasterboards filled with the e.g. Nida Start gypsum putty and Nida reinforcement tape + Nida Finish gypsum putty
10. Roof truss structure
11. Roofing (roof tiles, battens, counter-battens)
12. The fire protection barrier separating the flammable structure and flammable sheathing



THE LOFT ENCASEMENT SYSTEM ON THE NIDA CD60 PROFILES IN THE PARALLEL ARRANGEMENT AND THE NIDA WP60 LOFT HANGERS

TECHNICAL PARAMETERS

Nida Poddasze system name	Plasterboard sheathing			Load-bearing structure		Insulation material			Heat transfer coefficient ^{1) U} [W/m²K]	Acoustic insulation ^{2) LpA} [dB]	Min. suspension height [mm]	Weight of 1 m² of encasement ^{3) [kg]}	Fire resistance class ^{3) [min]}	Special system
	Nida	Thickness [mm]	Marking acc. to standard	Spacing of the Nida WP60 fasteners [mm]	Spacing of the Nida CD60 ceiling profiles [mm]	Mineral wool	Thickness [mm]	Density [kg/m³]						
WP/CD60/25/Expert	Expert	2x12,5	A	1000	400	glass wool / rock wool	optional	optional	0,15	40	56	19,0	-	-
WP/CD60/25/Woda ⁴⁾	Woda	2x12,5	H2	1000	400	glass wool / rock wool	optional	optional	0,15	40	56	19,0	-	-
WP/CD60/25/OgieńTypF	Ogień Typ F	2x12,5	F	1000	400	rock wool	50	38	0,15	40	56	20,0	(R)EI30	-
WP/CD60/25/Ogień+	Ogień Plus	2x12,5	DF	1000	400	rock wool	50	38	0,15	40	56	24,0	(R)EI30	-
WP/CD60/25/WodaOgień+	Woda Ogień Plus	2x12,5	DFH2	1000	400	rock wool	50	38	0,15	40	56	24,0	(R)EI30	-
WP/CD60/25/Hydro	Hydro	2x12,5	GMFH1I	1000	400	rock wool	50	38	0,15	40	56	25,0	(R)EI30	●
WP/CD60/25/Cicha	Cicha	2x12,5	DFH1IR	1000	400	rock wool	50	38	0,15	40	56	28,0	(R)EI60	●
WP/CD60/25/Twarda	Twarda	2x12,5	DEFH1IR	1000	400	rock wool	50	38	0,15	40	56	28,0	(R)EI60	●
WP/CD60/30/Ogień+	Ogień Plus	2x15,0	DF	1000	400	rock wool	50	38	0,15	40	61	30,0	(R)EI60	-
WP/CD60/30/WodaOgień+	Woda Ogień Plus	2x15,0	DFH2	1000	400	rock wool	50	38	0,15	40	61	30,0	(R)EI60	-
WP/CD60/30/Twarda	Twarda	2x15,0	DEFH1IR	1000	400	rock wool	50	38	0,15	40	61	34,0	(R)EI60	●
WP/CD60/30/Hydro	Hydro	2x15,0	GMFH1I	1000	400	rock wool	50	38	0,15	40	61	30,0	(R)EI60	●

¹⁾ The heat transfer coefficient for the 250 mm thick mineral wool with the density of ab. 40 kg/m³ (meets the requirements of WT 2021, U_{c(max)}=0.15 [W/m²K]).

²⁾ The weight does not include the weight of the insulation material.

³⁾ Fire classification LBO-033-KZ/22.

⁴⁾ It is advised to apply the Nida Hydro plaster-fibre boards in the areas with the relative air humidity up to 85% and in the corner sections where intensive influence of water is expected (the horizontal and vertical surfaces in the vicinity of baths, showers, etc.).

⁵⁾ The acoustic resistance for standard rain (40 mm/hr) for a complete roof arrangement. Characteristics of the configuration: mineral wool of rock fibres, thickness 250 mm, density about 40 kg/m³, standard ceramic roof tiles, plasterboard 2x12.5 mm.

CONSUMPTION OF MATERIALS PER 1 M² FOR THE LOFT ENCASEMENT CONSTRUCTED ACCORDING TO THE NIDA PODDASZE SYSTEM

Material name	UM	System type Nida									
		WP/CD60/25/Expert ⁶⁾	WP/CD60/25/OgieńTypF	WP/CD60/25/Ogień+ ⁷⁾	WP/CD60/25/Hydro	WP/CD60/25/Cicha	WP/CD60/25/Twarda	WP/CD60/30/Ogień+	WP/CD60/30/Twarda	WP/CD60/30/Hydro	
Consumption of material per 1 m²											
Nida Expert 12.5 mm plasterboard	m²	2,0	-	-	-	-	-	-	-	-	-
Nida Ogień Type F 12.5 mm plasterboard	m²	-	2,0	-	-	-	-	-	-	-	-
Nida Ogień Plus 12.5 mm plasterboard	m²	-	-	2,0	-	-	-	-	-	-	-
Nida Hydro 12.5 mm plasterboard	m²	-	-	-	2,0	-	-	-	-	-	-
Nida Cicha 12.5 mm plasterboard	m²	-	-	-	-	2,0	-	-	-	-	-
Nida Twarda 12.5 mm plasterboard	m²	-	-	-	-	-	2,0	-	-	-	-
Nida Ogień Plus 15.0 mm plasterboard	m²	-	-	-	-	-	-	2,0	-	-	-
Nida Twarda 15.0 mm plasterboard	m²	-	-	-	-	-	-	-	2,0	-	-
Nida Hydro 15.0 mm plasterboard	m²	-	-	-	-	-	-	-	-	2,0	-
Nida CD60 profile	lm	2,5	2,5	2,5	2,5	2,5	2,5	2,5	2,5	2,5	2,5
Nida UD27 profile	lm	0,6	0,6	0,6	0,6	0,6	0,6	0,6	0,6	0,6	0,6
Nida WP60 loft hanger	pcs.	3,0	3,0	3,0	3,0	3,0	3,0	3,0	3,0	3,0	3,0
Nida LW60 lengthwise connector	pcs.	0,6	0,6	0,6	0,6	0,6	0,6	0,6	0,6	0,6	0,6
Expansion plug ⁸⁾	pcs.	0,6	0,6	0,6	0,6	0,6	0,6	0,6	0,6	0,6	0,6
Nida 3.5x35 mm wood screws	pcs.	6,0	6,0	6,0	6,0	6,0	6,0	6,0	6,0	6,0	6,0
Nida 3.5x25 mm sheet metal screws	pcs.	6,0	6,0	6,0	-	-	-	6,0	-	-	-
Nida 3.5x35 mm sheet metal screws	pcs.	18,0	18,0	18,0	-	-	-	-	-	-	-
Nida 3.5x45 mm sheet metal screws	pcs.	-	-	-	-	-	-	18,0	-	-	-
Nida 3.5x55 mm sheet metal screws	pcs.	-	-	-	-	-	-	-	-	-	-
FixDens 4.2 x 25 mm screws	pcs.	-	-	-	-	6,0	6,0	-	6,0	-	-
FixDens 4.2 x 42 mm screws	pcs.	-	-	-	-	18,0	18,0	-	18,0	-	-
Nida Hydro C5 3.5x25 mm sheet metal screws	pcs.	-	-	-	6,0	-	-	-	-	-	6,0
Nida Hydro C5 3.5x41 mm sheet metal screws	pcs.	-	-	-	18,0	-	-	-	-	-	18,0
Nida Hydro C5 3.5x55 mm sheet metal screws	pcs.	-	-	-	-	-	-	-	-	-	-
Nida reinforcement tape	lm	1,4	1,4	1,4	1,4	1,4	1,4	1,4	1,4	1,4	1,4
Nida Start gypsum putty	kg	0,6	0,6	0,6	-	0,6	-	0,6	-	-	-
Nida Finish gypsum putty	kg	0,1	0,1	0,1	-	0,1	-	0,1	-	-	-
Nida Hydromix ready-to-use joint filler ⁹⁾	kg	-	-	-	0,7	-	0,7	-	0,7	-	0,7
Vapour barrier ¹⁰⁾	m²	1,0	1,0	1,0	1,0	1,0	1,0	1,0	1,0	1,0	1,0
Mineral wool ¹⁰⁾	m²	1,0	1,0	1,0	1,0	1,0	1,0	1,0	1,0	1,0	1,0

⁶⁾ As an alternative the Nida Woda should be utilised.

⁷⁾ As an alternative the Nida Woda Ogień Plus should be utilised.

⁸⁾ The type of the anchoring element should be selected individually adequately for the substrate type and the total mass of the encasement.

⁹⁾ For the Nida Twarda plaster-particle boards with fibres the Nida Max gypsum putty should be utilised.

¹⁰⁾ Application acc. to the requirements.

The standards concerning the amount of utilised material do not cover the loss of the material.

nida Poddasze



Fire resistance class:
(R)EI60



Heat transfer coefficient U:
0,15 W/m²K



Acoustic insulation LpA:
40 dB



Weight of 1 m² of encasement:
33,0-42,0 kg

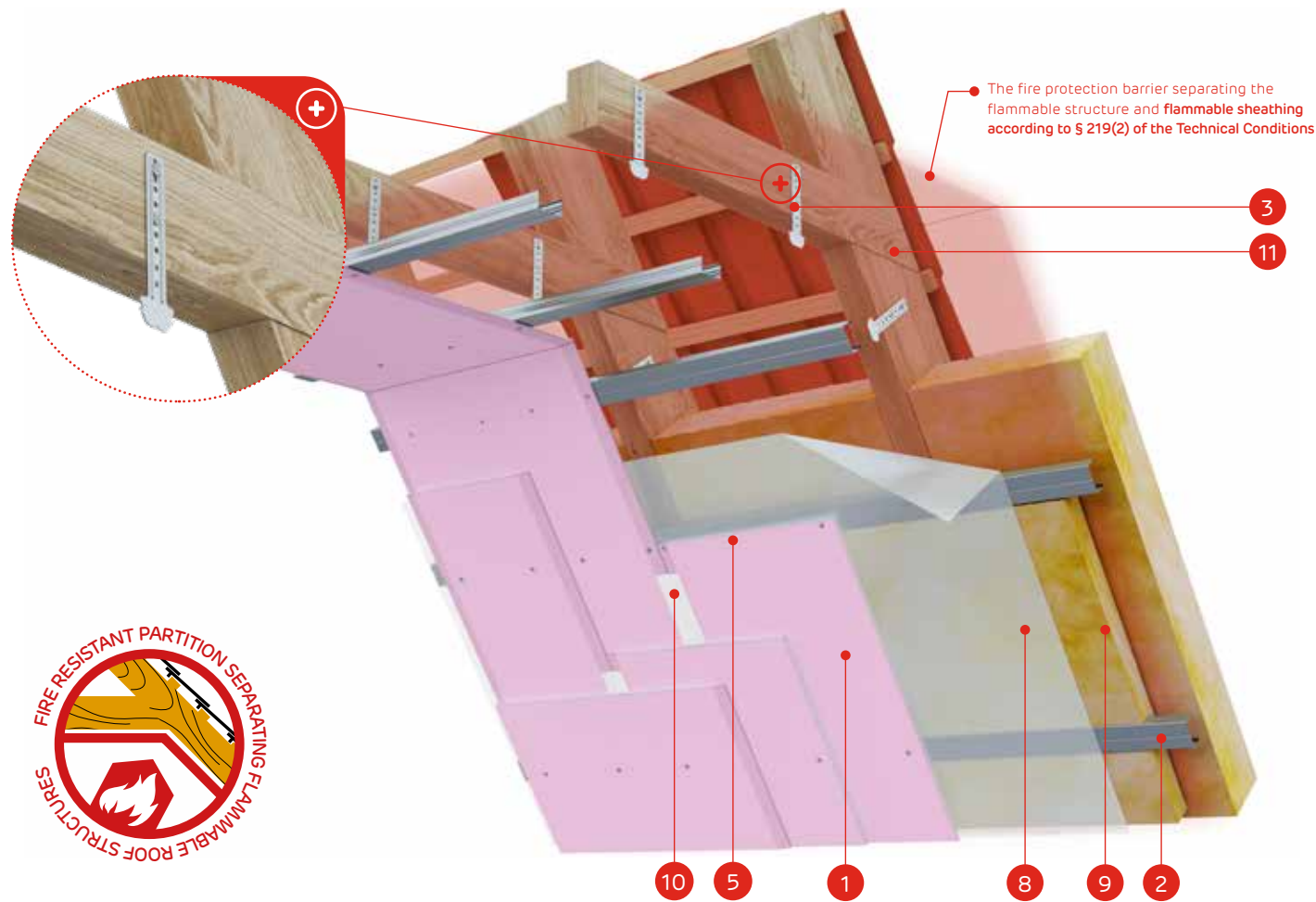


Number of related document:
**LBO-033-KZ/22
EN 13964:2014-05**

Declaration of Performance:
DoP/Loft System/0066/15.11.2016

SYSTEMS:

WP/CD60/37,5

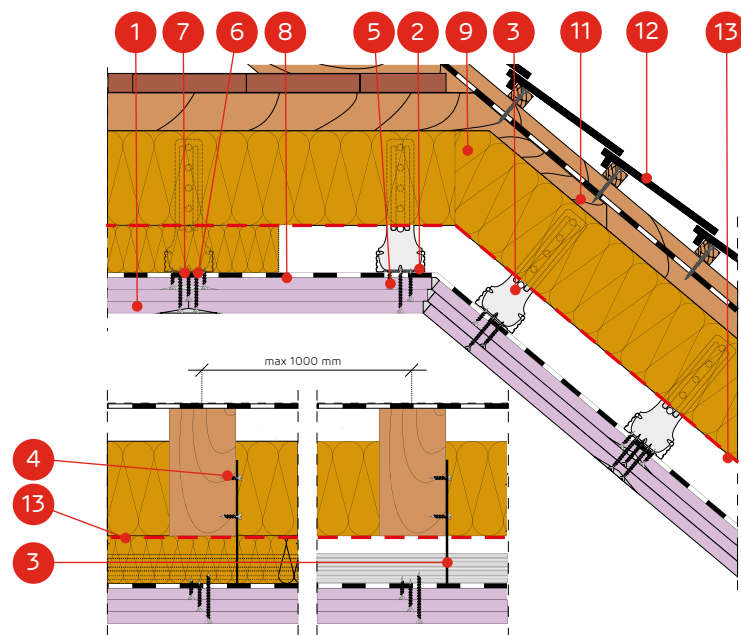


The fire protection barrier separating the flammable structure and flammable sheathing according to § 219(2) of the Technical Conditions



MATERIALS:

1. Nida plasterboard
2. Nida CD60 profile
3. Nida WP60 loft hanger
4. Nida 3.5x35 mm wood screws
5. Nida sheet metal screws 3,5 x 25 mm
6. Nida sheet metal screws 3,5 x 35 mm
7. Nida sheet metal screws 3,5 x 55 mm
8. Vapour barrier
9. Insulation material mineral wool
10. The joint between the plasterboards filled with the e.g. Nida Start gypsum putty and Nida reinforcement tape + Nida Finish gypsum putty
11. Roof truss structure
12. Roofing (roof tiles, battens, counter-battens)
13. The fire protection barrier separating the flammable structure and flammable sheathing



THE LOFT ENCASEMENT SYSTEM ON THE NIDA CD60 PROFILES IN THE PARALLEL ARRANGEMENT AND THE NIDA WP60 LOFT HANGERS

TECHNICAL PARAMETERS

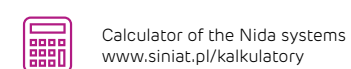

Nida Poddasze system name	Plasterboard sheathing			Load-bearing structure		Insulation material			Heat transfer coefficient ¹⁾ U [W/m²K]	Acoustic insulation ⁴⁾ LpA [dB]	Min. suspension height [mm]	Weight of 1 m² of encasement ²⁾ [kg]	Fire resistance class ³⁾ [min]	Special system
	Nida	Thickness [mm]	Marking acc. to standard	Spacing of the Nida WP60 fasteners [mm]	Spacing of the Nida CD60 ceiling profiles [mm]	Mineral wool	Thickness [mm]	Density [kg/m³]						
WP/CD60/37,5/Ogień+	Ogień Plus	3x12,5	DF	1000	400	rock wool	50	38	0,15	40	69	33,0	(R)EI60	-
WP/CD60/37,5/WodaOgień+	Woda Ogień Plus	3x12,5	DFH2	1000	400	rock wool	50	38	0,15	40	69	33,0	(R)EI60	-
WP/CD60/37,5/Cicha	Cicha	3x12,5	DFH1R	1000	400	rock wool	50	38	0,15	40	69	42,0	(R)EI60	●
WP/CD60/37,5/Twarda	Twarda	3x12,5	DEFH1R	1000	400	rock wool	50	38	0,15	40	69	42,0	(R)EI60	●
WP/CD60/37,5/Hydro	Hydro	3x12,5	GMFH1I	1000	400	rock wool	50	38	0,15	40	69	36,0	(R)EI60	●

¹⁾ The heat transfer coefficient for the 250 mm thick mineral wool with the density of ab. 40 kg/m³ (meets the requirements of WT 2021, U_{c(max)}=0.15 [W/m²K]).
²⁾ The weight does not include the weight of the insulation material.
³⁾ Fire classification LBO-033-KZ/22.
⁴⁾ The acoustic resistance for standard rain (40 mm/hr) for a complete roof arrangement. Characteristics of the configuration: mineral wool of rock fibres, thickness 250 mm, density about 40 kg/m³, standard ceramic roof tiles, plasterboard 2x12.5 mm.

CONSUMPTION OF MATERIALS PER 1 M² FOR THE LOFT ENCASEMENT CONSTRUCTED ACCORDING TO THE NIDA PODDASZE SYSTEM

Material name	UM	System type Nida			
		WP/CD60/37,5/Ogień+ ⁵⁾	WP/CD60/37,5/Cicha	WP/CD60/37,5/Twarda	WP/CD60/37,5/Hydro
		Consumption of material per 1m²			
Nida Ogień Plus 12.5 mm plasterboard	m²	3,0	-	-	-
Nida Cicha 12.5 mm plasterboard	m²	-	3,0	-	-
Nida Twarda 12.5 mm plasterboard	m²	-	-	3,0	-
Nida Hydro 12.5 mm plasterboard	m²	-	-	-	3,0
Nida CD60 profile	lm	2,5	2,5	2,5	2,5
Nida UD27 profile	lm	0,6	0,6	0,6	0,6
Nida WP60 loft hanger	pcs.	3,0	3,0	3,0	3,0
Nida LW60 lengthwise connector	pcs.	0,6	0,6	0,6	0,6
Expansion plug ⁶⁾	pcs.	0,6	0,6	0,6	0,6
Nida 3.5x35 mm wood screws	pcs.	6,0	6,0	6,0	6,0
Nida 3.5x25 mm sheet metal screws	pcs.	6,0	-	-	-
Nida 3.5x35 mm sheet metal screws	pcs.	6,0	-	-	-
Nida 3.5x45 mm sheet metal screws	pcs.	-	-	-	-
Nida 3.5x55 mm sheet metal screws	pcs.	18,0	-	-	-
FixDens 4.2 x 25 mm screws	pcs.	-	6,0	6,0	-
FixDens 4.2 x 42 mm screws	pcs.	-	6,0	6,0	-
FixDens 4.2 x 60 mm screws	pcs.	-	18,0	18,0	-
Nida Hydro C5 3.5x25 mm sheet metal screws	pcs.	-	-	-	6,0
Nida Hydro C5 3.5x41 mm sheet metal screws	pcs.	-	-	-	6,0
Nida Hydro C5 3.5x55 mm sheet metal screws	pcs.	-	-	-	18,0
Nida reinforcement tape	lm	1,4	1,4	1,4	1,4
Nida Start gypsum putty	kg	0,9	0,9	-	-
Nida Finish gypsum putty	kg	0,1	0,1	-	-
Nida Hydromix ready-to-use joint filler ⁷⁾	kg	-	-	1,0	1,0
Vapour barrier ⁸⁾	m²	1,0	1,0	1,0	1,0
Mineral wool ⁸⁾	m²	1,0	1,0	1,0	1,0

⁵⁾ As an alternative the Nida Woda Ogień Plus should be utilised.
⁶⁾ The type of the anchoring element should be selected individually adequately for the substrate type and the total mass of the encasement.
⁷⁾ For the Nida Twarda plaster-particle boards with fibres the Nida Max gypsum putty should be utilised.
⁸⁾ Application acc. to the requirements.
 The standards concerning the amount of utilised material do not cover the loss of the material.



Follow us on:

nida Poddasze



Fire resistance class:
**(R)EI15
(R)EI20**



Heat transfer coefficient U:
0,15 W/m²K



Acoustic insulation LpA:
40 dB



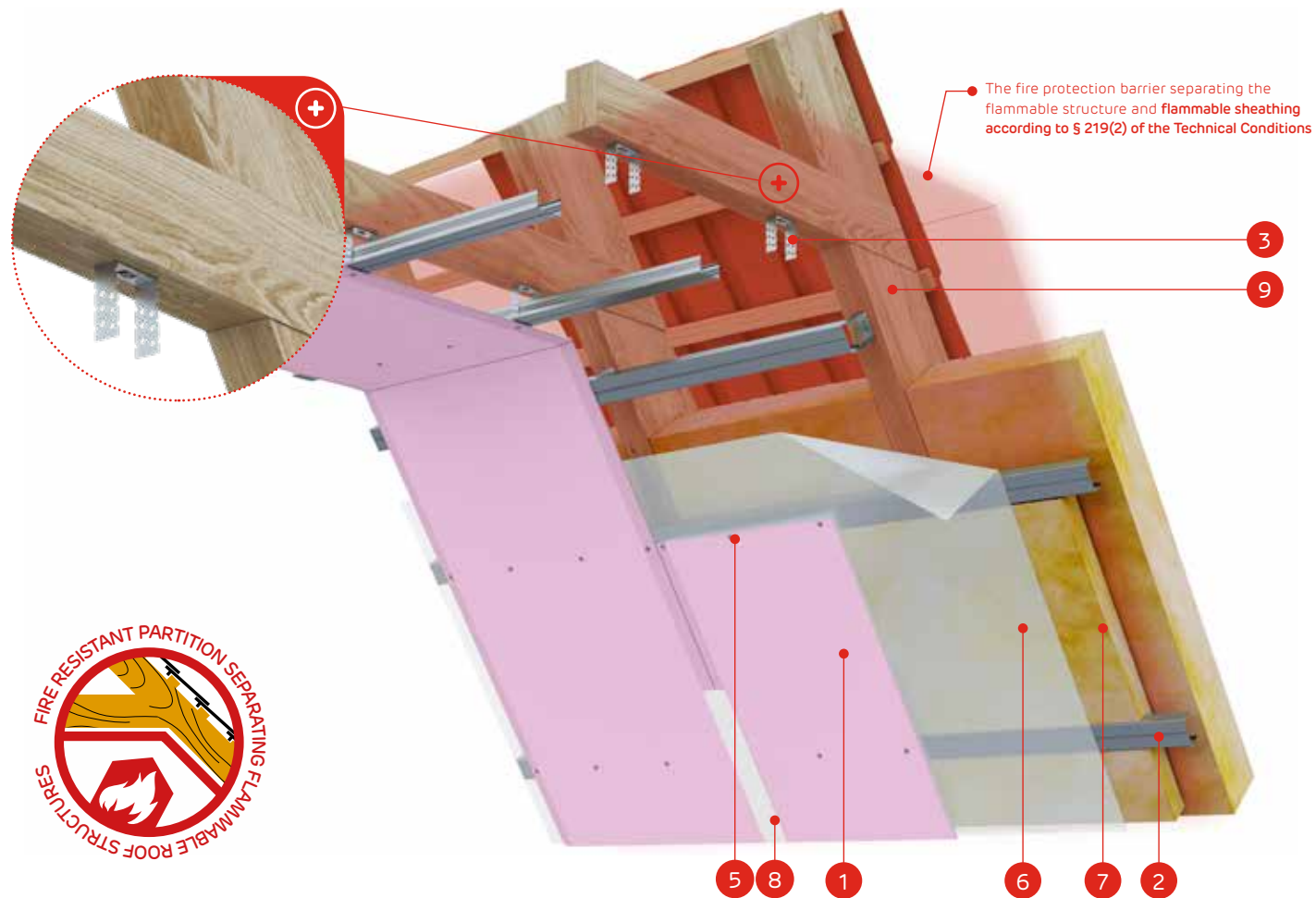
Weight of 1 m² of encasement:
11,0-18,0 kg



Number of related document:
**LBO-033-KZ/22
EN 13964:2014-05**

Declaration of Performance:
DoP/Loft System/0066/15.11.2016

SYSTEMS:
ES/CD60/12,5; ES/CD60/15

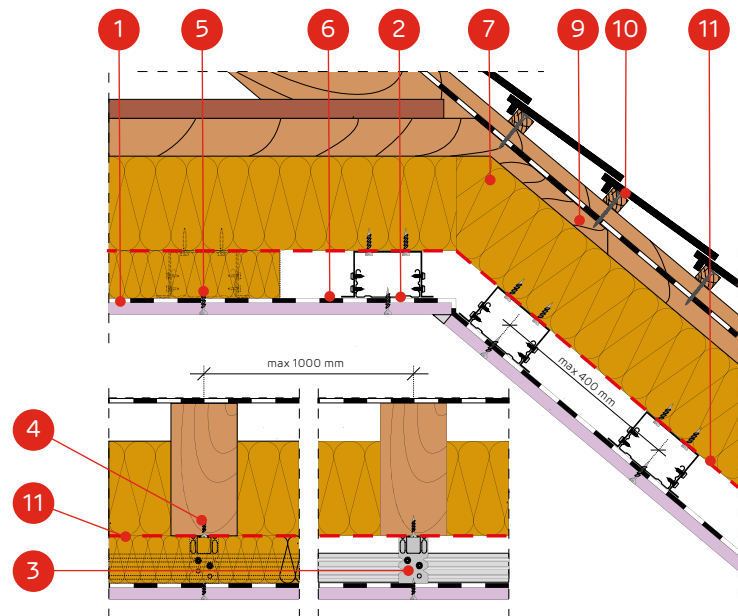


The fire protection barrier separating the flammable structure and flammable sheathing according to § 219(2) of the Technical Conditions



MATERIALS:

1. Nida plasterboard
2. Nida CD60 profile
3. Nida ES60 fixing element
4. Nida 3.5x35 mm wood screws
5. Nida sheet metal screws
6. Vapour barrier
7. Insulation material mineral wool
8. The joint between the plasterboards filled with the e.g. Nida Start gypsum putty and Nida reinforcement tape + Nida Finish gypsum putty
9. Roof truss structure
10. Roofing (roof tiles, battens, counter-battens)
11. The fire protection barrier separating the flammable structure and flammable sheathing



THE LOFT ENCASEMENT SYSTEM ON THE NIDA CD60 PROFILES IN THE PARALLEL ARRANGEMENT AND WITH THE NIDA ES60 FIXING ELEMENTS

TECHNICAL PARAMETERS

Nida Poddasze system name	Plasterboard sheathing			Load-bearing structure		Insulation material			Heat transfer coefficient ¹⁾ U	Acoustic insulation ⁵⁾ LpA [dB]	Min. suspension height [mm]	Weight of 1 m² of encasement ²⁾ [kg]	Fire resistance class ³⁾ [min]	Special system
	Nida	Thickness [mm]	Marking acc. to standard	Spacing of the Nida ES60 fasteners [mm]	Spacing of the Nida CD60 ceiling profiles [mm]	Mineral wool	Thickness [mm]	Density [kg/m³]						
ES/CD60/12,5/Expert	Expert	12,5	A	1000	400	glass wool / rock wool	optional	optional	0,15	40	43	11,0	-	-
ES/CD60/12,5/Woda ⁴⁾	Woda	12,5	H2	1000	400	glass wool / rock wool	optional	optional	0,15	40	43	11,0	-	-
ES/CD60/12,5/Ogień+	Ogień Plus	12,5	DF	1000	400	rock wool	50	38	0,15	40	43	13,0	(R)EI15	-
ES/CD60/12,5/WodaOgień+	Woda Ogień Plus	12,5	DFH2	1000	400	rock wool	50	38	0,15	40	43	13,0	(R)EI15	-
ES/CD60/12,5/Twarda	Twarda	12,5	DEFH1R	1000	400	rock wool	50	38	0,15	40	43	15,0	(R)EI15	●
ES/CD60/12,5/Hydro	Hydro	12,5	GMFH1I	1000	400	rock wool	50	38	0,15	40	43	13,0	(R)EI15	●
ES/CD60/15/Ogień+	Ogień Plus	15,0	DF	1000	400	rock wool	50	38	0,15	40	46	16,0	(R)EI20	-
ES/CD60/15/Twarda	Twarda	15,0	DEFH1R	1000	400	rock wool	50	38	0,15	40	46	18,0	(R)EI20	●
ES/CD60/15/Hydro	Hydro	15,0	GMFH1I	1000	400	rock wool	50	38	0,15	40	46	16,0	(R)EI20	●

¹⁾ The heat transfer coefficient for the 250 mm thick mineral wool with the density of ab. 40 kg/m³ (meets the requirements of WT 2021, U_{c(max)}=0.15 [W/m²K]).

²⁾ The weight does not include the weight of the insulation material.

³⁾ Fire classification LBO-033-KZ/22.

⁴⁾ It is advised to apply the Nida Hydro plaster-fibre boards in the areas with the relative air humidity up to 85% and in the corner sections where intensive influence of water is expected (the horizontal and vertical surfaces in the vicinity of baths, showers, etc.)

⁵⁾ The acoustic resistance for standard rain (40 mm/hr) for a complete roof arrangement. Characteristics of the configuration: mineral wool of rock fibres, thickness 250 mm, density about 40 kg/m³, standard ceramic roof tiles, plasterboard 2x12.5 mm.

CONSUMPTION OF MATERIALS PER 1 M² FOR THE LOFT ENCASEMENT CONSTRUCTED ACCORDING TO THE NIDA PODDASZE SYSTEM

Material name	UM	System type Nida						
		ES/CD/12,5/Expert ⁶⁾	ES/CD/12,5/Ogień+ ⁷⁾	ES/CD/12,5/Twarda	ES/CD/12,5/Hydro	ES/CD/15/Ogień+	ES/CD/15/Twarda	ES/CD/15/Hydro
		Consumption of material per 1m²						
Nida Expert 12.5 mm plasterboard	m²	1,0	-	-	-	-	-	-
Nida Ogień Plus 12.5 mm plasterboard	m²	-	1,0	-	-	-	-	-
Nida Twarda 12.5 mm plasterboard	m²	-	-	1,0	-	-	-	-
Nida Hydro 12.5 mm plasterboard	m²	-	-	-	1,0	-	-	-
Nida Ogień Plus 15.0 mm plasterboard	m²	-	-	-	-	1,0	-	-
Nida Twarda 15.0 mm plasterboard	m²	-	-	-	-	-	1,0	-
Nida Hydro 15.0 mm plasterboard	m²	-	-	-	-	-	-	1,0
Nida CD60 profile	lm	2,5	2,5	2,5	2,5	2,5	2,5	2,5
Nida UD27 profile	lm	0,6	0,6	0,6	0,6	0,6	0,6	0,6
Nida ES60 fixing element	pcs.	3,0	3,0	3,0	3,0	3,0	3,0	3,0
Nida LW60 lengthwise connector	pcs.	0,6	0,6	0,6	0,6	0,6	0,6	0,6
Expansion plug ⁸⁾	pcs.	0,6	0,6	0,6	0,6	0,6	0,6	0,6
Nida 3.5x35 mm wood screws	pcs.	6,0	6,0	6,0	6,0	6,0	6,0	6,0
FLAT HEAD 4.2x13 mm self-drilling screws for 1 mm sheet metal	pcs.	12,0	12,0	12,0	12,0	12,0	12,0	12,0
Nida 3.5x25 mm sheet metal screws	pcs.	18,0	18,0	-	-	18,0	-	-
FixDens 4.2 x 25 mm screws	pcs.	-	-	18,0	-	-	18,0	-
Nida Hydro C5 3.5x25 mm sheet metal screws	pcs.	-	-	-	18,0	-	-	18,0
Nida reinforcement tape	lm	1,4	1,4	1,4	1,4	1,4	1,4	1,4
Nida Start gypsum putty	kg	0,3	0,3	-	-	0,3	-	-
Nida Finish gypsum putty	kg	0,1	0,1	-	-	0,3	-	-
Nida Hydromix ready-to-use joint filler ⁹⁾	kg	-	-	0,4	0,4	-	0,4	0,4
Vapour barrier ¹⁰⁾	m²	1,0	1,0	1,0	1,0	1,0	1,0	1,0
Mineral wool ¹⁰⁾	m²	1,0	1,0	1,0	1,0	1,0	1,0	1,0

⁶⁾ As an alternative the Nida Woda should be utilised.

⁷⁾ As an alternative the Nida Woda Ogień Plus should be utilised.

⁸⁾ The type of the anchoring element should be selected individually adequately for the substrate type and the total mass of the encasement.

⁹⁾ For the Nida Twarda plaster-particle boards with fibres the Nida Max gypsum putty should be utilised.

¹⁰⁾ Application acc. to the requirements.

The standards concerning the amount of utilised material do not cover the loss of the material.

nida Poddasze



Fire resistance class:
**(R)EI30
(R)EI60**



Heat transfer coefficient U:
0,15 W/m²K



Acoustic insulation LpA:
40 dB



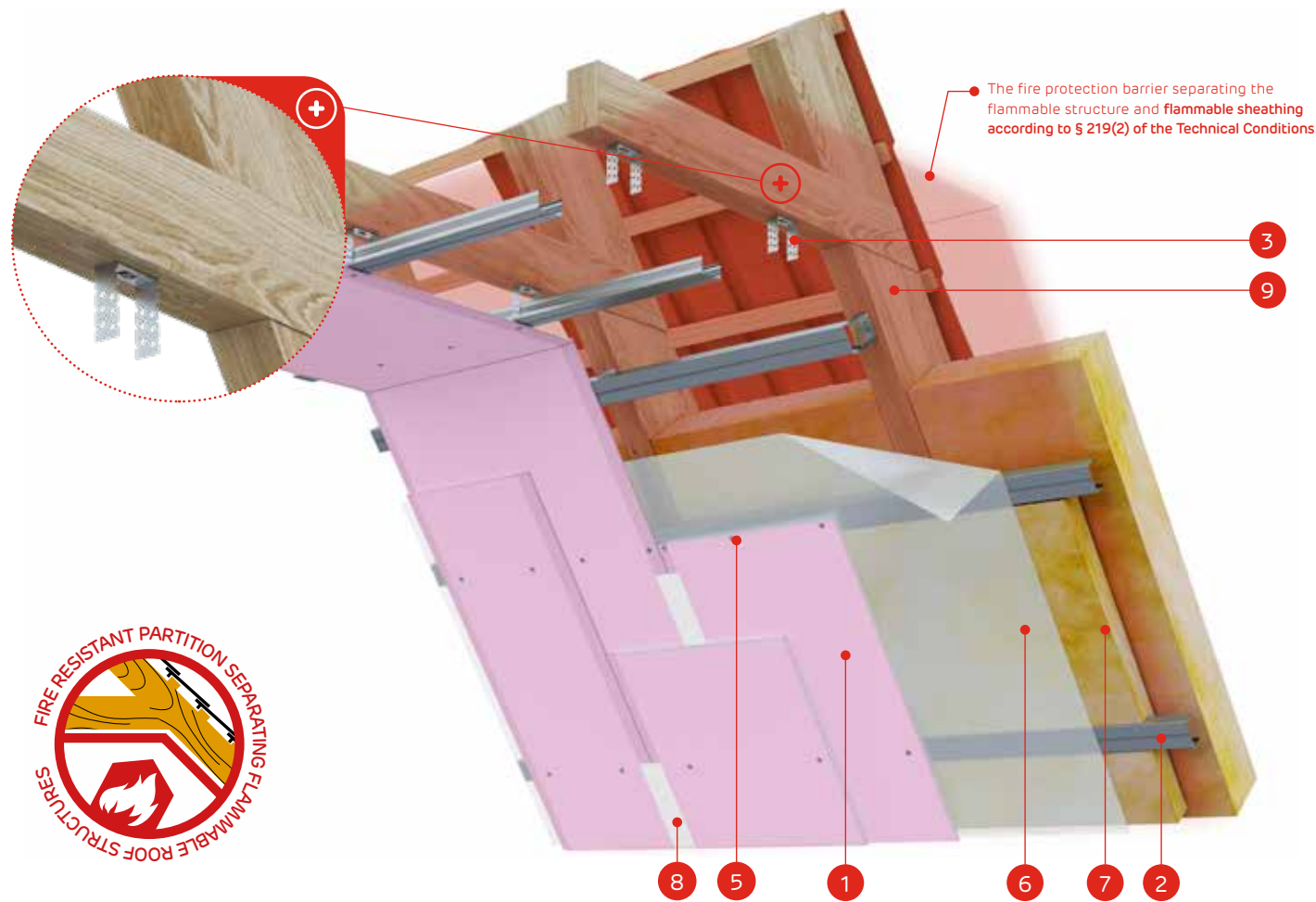
Weight of 1 m² of encasement:
19,0-42,0 kg



Number of related document:
**LBO-033-KZ/22
EN 13964:2014-05**

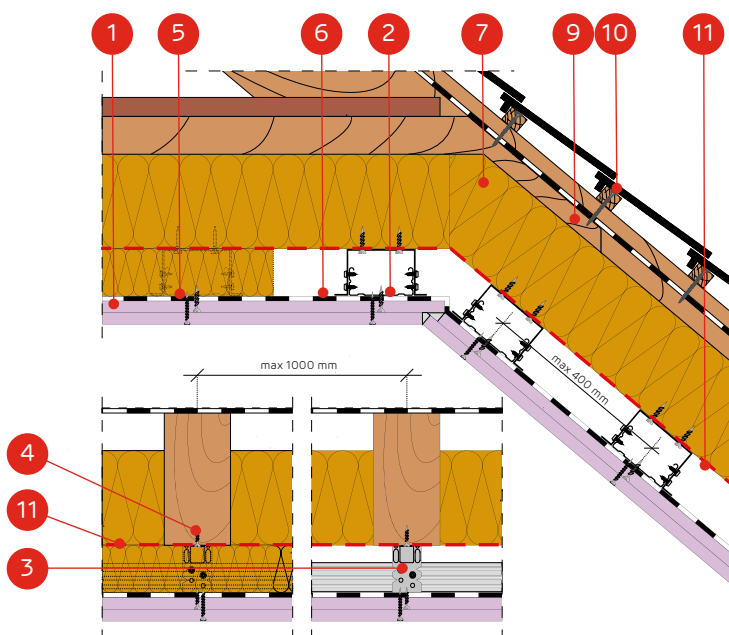
Declaration of Performance:
DoP/Loft System/0066/15.11.2016

SYSTEMS:
ES/CD60/25; ES/CD60/30; ES/CD60/37,5



MATERIALS:

1. Nida plasterboard
2. Nida CD60 profile
3. Nida ES60 fixing element
4. Nida 3.5x35 mm wood screws
5. Nida sheet metal screws
6. Vapour barrier
7. Insulation material mineral wool
8. The joint between the plasterboards filled with the e.g. Nida Start gypsum putty and Nida reinforcement tape + Nida Finish gypsum putty
9. Roof truss structure
10. Roofing (roof tiles, battens, counter-battens)
11. The fire protection barrier separating the flammable structure and flammable sheathing



THE LOFT ENCASEMENT SYSTEM ON THE NIDA CD60 PROFILES IN THE PARALLEL ARRANGEMENT AND THE NIDA ES60 FIXING ELEMENTS

TECHNICAL PARAMETERS

Nida Poddasze system name	Plasterboard sheathing			Load-bearing structure		Insulation material			Heat transfer coefficient ^{1)U} [W/m²K]	Acoustic insulation ²⁾ LpA [dB]	Min. suspension height [mm]	Weight of 1 m² of encasement ³⁾ [kg]	Fire resistance class ⁴⁾ [min]	Special system
	Nida	Thickness [mm]	Marking acc. to standard	Spacing of the Nida ES60 fasteners [mm]	Spacing of the Nida CD60 ceiling profiles [mm]	Mineral wool	Thickness [mm]	Density [kg/m³]						
ES/CD60/25/Expert	Expert	2x12,5	A	1000	400	glass wool / rock wool	optional	optional	0,15	40	56	19,0	-	-
ES/CD60/25/Woda ⁶⁾	Woda	2x12,5	H2	1000	400	glass wool / rock wool	optional	optional	0,15	40	56	19,0	-	-
ES/CD60/25/OgieńTypF	Ogień Typ F	2x12,5	F	1000	400	rock wool	50	38	0,15	40	56	20,0	(R)EI30	-
ES/CD60/25/Ogień+	Ogień Plus	2x12,5	DF	1000	400	rock wool	50	38	0,15	40	56	24,0	(R)EI30	-
ES/CD60/25/WodaOgień+	Woda Ogień Plus	2x12,5	DFH2	1000	400	rock wool	50	38	0,15	40	56	24,0	(R)EI30	-
ES/CD60/25/Hydro	Hydro	2x12,5	GMFH1I	1000	400	rock wool	50	38	0,15	40	56	25,0	(R)EI30	●
ES/CD60/25/Cicha	Cicha	2x12,5	DFH1IR	1000	400	rock wool	50	38	0,15	40	56	28,0	(R)EI60	●
ES/CD60/25/Twarda	Twarda	2x12,5	DEFH1IR	1000	400	rock wool	50	38	0,15	40	56	28,0	(R)EI60	●
ES/CD60/30/Ogień+	Ogień Plus	2x15,0	DF	1000	400	rock wool	50	38	0,15	40	61	30,0	(R)EI60	-
ES/CD60/30/WodaOgień+	Woda Ogień Plus	2x15,0	DFH2	1000	400	rock wool	50	38	0,15	40	61	30,0	(R)EI60	-
ES/CD60/30/Twarda	Twarda	2x15,0	DEFH1IR	1000	400	rock wool	50	38	0,15	40	61	34,0	(R)EI60	●
ES/CD60/30/Hydro	Hydro	2x15,0	GMFH1I	1000	400	rock wool	50	38	0,15	40	61	30,0	(R)EI60	●
ES/CD60/37,5/Ogień+	Ogień Plus	3x12,5	DF	1000	400	rock wool	50	38	0,15	40	69	33,0	(R)EI60	-
ES/CD60/37,5/WodaOgień+	Woda Ogień Plus	3x12,5	DFH2	1000	400	rock wool	50	38	0,15	40	69	33,0	(R)EI60	-
ES/CD60/37,5/Cicha	Cicha	3x12,5	DFH1IR	1000	400	rock wool	50	38	0,15	40	69	42,0	(R)EI60	●
ES/CD60/37,5/Twarda	Twarda	3x12,5	DEFH1IR	1000	400	rock wool	50	38	0,15	40	69	42,0	(R)EI60	●
ES/CD60/37,5/Hydro	Hydro	3x12,5	GMFH1I	1000	400	rock wool	50	38	0,15	40	69	36,0	(R)EI60	●

¹⁾ The heat transfer coefficient for the 250 mm thick mineral wool with the density of ab. 40 kg/m³ (meets the requirements of WT 2021, Uc(max)=0.15 [W/m²K]).
²⁾ The weight does not include the weight of the insulation material.
³⁾ Fire classification LBO-033-KZ/22.
⁴⁾ It is advised to apply the Nida Hydro plaster-fibre boards in the areas with the relative air humidity up to 85% and in the corner sections where intensive influence of water is expected (the horizontal and vertical surfaces in the vicinity of baths, showers, etc.)
⁵⁾ The acoustic resistance for standard rain (40 mm/hr) for a complete roof arrangement. Characteristics of the configuration: mineral wool of rock fibres, thickness 250 mm, density about 40 kg/m³, standard ceramic roof tiles, plasterboard 2x12.5 mm.

CONSUMPTION OF MATERIALS PER 1 M² FOR THE LOFT ENCASEMENT CONSTRUCTED ACCORDING TO THE NIDA PODDASZE SYSTEM

Material name	UM	System type Nida													
		ES/CD60/25/Expert ⁶⁾	ES/CD60/25/OgieńTypF	ES/CD60/25/Ogień+ ⁷⁾	ES/CD60/25/Hydro	ES/CD60/25/Cicha	ES/CD60/25/Twarda	ES/CD60/30/Ogień+	ES/CD60/30/Twarda	ES/CD60/30/Hydro	ES/CD60/37,5/Ogień+ ⁷⁾	ES/CD60/37,5/Cicha	ES/CD60/37,5/Twarda	ES/CD60/37,5/Hydro	
Consumption of material per 1 m²															
Nida Expert 12.5 mm plasterboard	m²	2,0	-	-	-	-	-	-	-	-	-	-	-	-	-
Nida Ogień Type F 12.5 mm plasterboard	m²	-	2,0	-	-	-	-	-	-	-	-	-	-	-	-
Nida Ogień Plus 12.5 mm plasterboard	m²	-	-	2,0	-	-	-	-	-	-	3,0	-	-	-	-
Nida Hydro 12.5 mm plasterboard	m²	-	-	-	2,0	-	-	-	-	-	-	-	-	3,0	-
Nida Cicha 12.5 mm plasterboard	m²	-	-	-	-	2,0	-	-	-	-	-	3,0	-	-	-
Nida Twarda 12.5 mm plasterboard	m²	-	-	-	-	-	2,0	-	-	-	-	-	3,0	-	-
Nida Ogień Plus 15.0 mm plasterboard	m²	-	-	-	-	-	-	2,0	-	-	-	-	-	-	-
Nida Twarda 15.0 mm plasterboard	m²	-	-	-	-	-	-	-	2,0	-	-	-	-	-	-
Nida Hydro 15.0 mm plasterboard	m²	-	-	-	-	-	-	-	-	2,0	-	-	-	-	-
Nida CD60 profile	lm	2,5	2,5	2,5	2,5	2,5	2,5	2,5	2,5	2,5	2,5	2,5	2,5	2,5	2,5
Nida UD27 profile	lm	0,6	0,6	0,6	0,6	0,6	0,6	0,6	0,6	0,6	0,6	0,6	0,6	0,6	0,6
Nida ES60 fixing element	pcs.	3,0	3,0	3,0	3,0	3,0	3,0	3,0	3,0	3,0	3,0	3,0	3,0	3,0	3,0
Nida LW60 lengthwise connector	pcs.	0,6	0,6	0,6	0,6	0,6	0,6	0,6	0,6	0,6	0,6	0,6	0,6	0,6	0,6
Expansion plug ⁸⁾	pcs.	0,6	0,6	0,6	0,6	0,6	0,6	0,6	0,6	0,6	0,6	0,6	0,6	0,6	0,6
Nida 3.5x35 mm wood screws	pcs.	6,0	6,0	6,0	6,0	6,0	6,0	6,0	6,0	6,0	6,0	6,0	6,0	6,0	6,0
FLAT HEAD 4,2x13 mm self-drilling screws for 1 mm sheet metal	pcs.	12,0	12,0	12,0	12,0	12,0	12,0	12,0	12,0	12,0	12,0	12,0	12,0	12,0	12,0
Nida 3.5x25 mm sheet metal screws	pcs.	6,0	6,0	6,0	-	-	-	6,0	-	-	6,0	-	-	-	-
Nida 3.5x35 mm sheet metal screws	pcs.	18,0	18,0	18,0	-	-	-	-	-	-	6,0	-	-	-	-
Nida 3.5x45 mm sheet metal screws	pcs.	-	-	-	-	-	-	18,0	-	-	-	-	-	-	-
Nida 3.5x55 mm sheet metal screws	pcs.	-	-	-	-	-	-	-	-	18,0	-	-	-	-	-
FixDens 4.2 x 25 mm screws	pcs.	-	-	-	-	6,0	6,0	-	6,0	-	-	6,0	6,0	-	-
FixDens 4.2 x 42 mm screws	pcs.	-	-	-	-	18,0	18,0	-	18,0	-	-	6,0	6,0	-	-
FixDens 4.2 x 60 mm screws	pcs.	-	-	-	-	-	-	-	-	-	18,0	18,0	-	-	-
Nida Hydro C5 3.5x25 mm sheet metal screws	pcs.	-	-	-	6,0	-	-	-	-	6,0	-	-	-	6,0	-
Nida Hydro C5 3.5x41 mm sheet metal screws	pcs.	-	-	-	18,0	-	-	-	-	18,0	-	-	-	6,0	-
Nida Hydro C5 3.5x55 mm sheet metal screws	pcs.	-	-	-	-	-	-	-	-	-	-	-	-	18,0	-
Nida reinforcement tape	lm	1,4	1,4	1,4	1,4	1,4	1,4	1,4	1,4	1,4	1,4	1,4	1,4	1,4	1,4
Nida Start gypsum putty	kg	0,6	0,6	0,6	-	0,6	-	0,6	-	-	0,9	0,9	-	-	-
Nida Finish gypsum putty	kg	0,1	0,1	0,1	-	0,1	-	0,1	-	-	0,1	0,1	-	-	-
Nida Hydromix ready-to-use joint filler ⁹⁾	kg	-	-	-	0,7	-	0,7	-	0,7	-	0,7	-	1,0	1,0	-
Vapour barrier ¹⁰⁾	m²	1,0	1,0	1,0	1,0	1,0	1,0	1,0	1,0	1,0	1,0	1,0	1,0	1,0	1,0
Mineral wool ¹⁰⁾	m²	1,0	1,0	1,0	1,0	1,0	1,0	1,0	1,0	1,0	1,0	1,0	1,0	1,0	1,0

⁶⁾ As an alternative the Nida Woda should be utilised.
⁷⁾ As an alternative the Nida Woda Ogień Plus should be utilised.
⁸⁾ The type of the anchoring element should be selected individually adequately for the substrate type and the total mass of the encasement.
⁹⁾ For the Nida Twarda plaster-particle boards with fibres the Nida Max gypsum putty should be utilised.
¹⁰⁾ Application acc. to the requirements.
 The standards concerning the amount of utilised material do not cover the loss of the material.

nida Poddasze



Fire resistance class:
**(R)EI15
(R)EI20**



Heat transfer coefficient U:
0,15 W/m²K



Acoustic insulation LpA:
40 dB



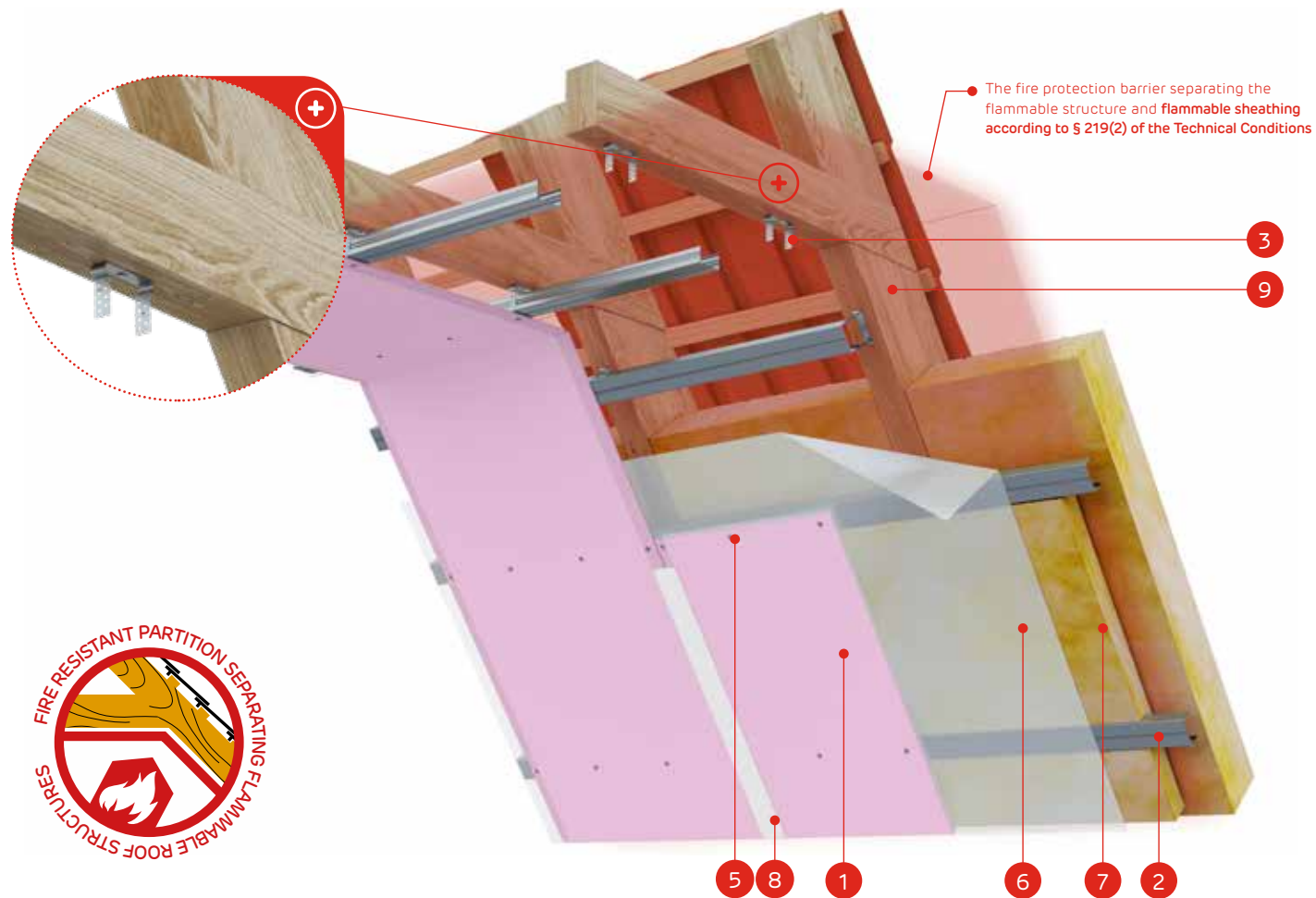
Weight of 1 m² of encasement:
11,0-18,0 kg



Number of related document:
**LBO-033-KZ/22
EN 13964:2014-05**

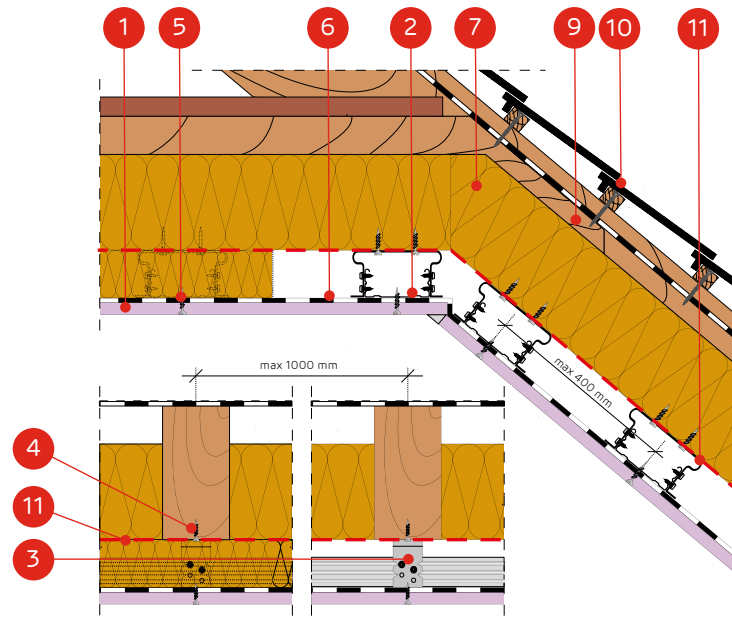
Declaration of Performance:
DoP/Loft System/0066/15.11.2016

SYSTEMS:
EL/CD60/12,5; EL/CD60/15



MATERIALS:

1. Nida plasterboard
2. Nida CD60 profile
3. Nida EL60 flexible fixing elements
4. Nida 3.5x35 mm wood screws
5. Nida sheet metal screws
6. Vapour barrier
7. Insulation material mineral wool
8. The joint between the plasterboards filled with the e.g. Nida Start gypsum putty and Nida reinforcement tape + Nida Finish gypsum putty
9. Roof truss structure
10. Roofing (roof tiles, battens, counter-battens)
11. The fire protection barrier separating the flammable structure and flammable sheathing



THE LOFT ENCASEMENT SYSTEM ON THE NIDA CD60 PROFILES IN THE PARALLEL ARRANGEMENT AND THE NIDA EL60 FLEXIBLE FIXING ELEMENTS

TECHNICAL PARAMETERS

Nida Poddasze system name	Plasterboard sheathing			Load-bearing structure		Insulation material			Heat transfer coefficient ^{1)U}	Acoustic insulation ³⁾	Min. suspension height	Weight of 1m² of encasement ²⁾	Fire resistance class ³⁾	Special system
	Nida	Thickness [mm]	Marking acc. to standard	Spacing of the Nida EL60 fasteners [mm]	Spacing of the Nida CD60 ceiling profiles [mm]	Mineral wool	Thickness [mm]	Density [kg/m³]						
EL/CD60/12,5/Expert	Expert	12,5	A	1000	400	glass wool / rock wool	optional	optional	0,15	40	43	11,0	-	-
EL/CD60/12,5/Woda ⁴⁾	Woda	12,5	H2	1000	400	glass wool / rock wool	optional	optional	0,15	40	43	11,0	-	-
EL/CD60/12,5/Ogień+	Ogień Plus	12,5	DF	1000	400	rock wool	50	38	0,15	40	43	13,0	(R)EI15	-
EL/CD60/12,5/WodaOgień+	Woda Ogień Plus	12,5	DFH2	1000	400	rock wool	50	38	0,15	40	43	13,0	(R)EI15	-
EL/CD60/12,5/Twarda	Twarda	12,5	DEFH1R	1000	400	rock wool	50	38	0,15	40	43	15,0	(R)EI15	●
EL/CD60/12,5/Hydro	Hydro	12,5	GMFH1I	1000	400	rock wool	50	38	0,15	40	43	13,0	(R)EI15	●
EL/CD60/15/Ogień+	Ogień Plus	15,0	DF	1000	400	rock wool	50	38	0,15	40	46	16,0	(R)EI20	-
EL/CD60/15/Twarda	Twarda	15,0	DEFH1R	1000	400	rock wool	50	38	0,15	40	46	18,0	(R)EI20	●
EL/CD60/15/Hydro	Hydro	15,0	GMFH1I	1000	400	rock wool	50	38	0,15	40	46	16,0	(R)EI20	●

¹⁾ The heat transfer coefficient for the 250 mm thick mineral wool with the density of ab. 40 kg/m³ (meets the requirements of WT 2021, U_{c(max)}=0.15 [W/m²K]).
²⁾ The weight does not include the weight of the insulation material.
³⁾ Fire classification LBO-033-KZ/22.
⁴⁾ It is advised to apply the Nida Hydro plaster-fibre boards in the areas with the relative air humidity up to 85% and in the corner sections where intensive influence of water is expected (the horizontal and vertical surfaces in the vicinity of baths, showers, etc.)
⁵⁾ The acoustic resistance for standard rain (40 mm/hr) for a complete roof arrangement. Characteristics of the configuration: mineral wool of rock fibres, thickness 250 mm, density about 40 kg/m³, standard ceramic roof tiles, plasterboard 2x12.5 mm.

CONSUMPTION OF MATERIALS PER 1 M² FOR THE LOFT ENCASEMENT CONSTRUCTED ACCORDING TO THE NIDA PODDASZE SYSTEM

Material name	UM	System type Nida						
		EL/CD60/12,5/Expert ⁶⁾	EL/CD60/12,5/Ogień+ ⁷⁾	EL/CD60/12,5/Twarda	EL/CD60/12,5/Hydro	EL/CD60/15/Ogień+	EL/CD60/15/Twarda	EL/CD60/15/Hydro
		Consumption of material per 1m²						
Nida Expert 12.5 mm plasterboard	m²	1,0	-	-	-	-	-	-
Nida Ogień Plus 12.5 mm plasterboard	m²	-	1,0	-	-	-	-	-
Nida Twarda 12.5 mm plasterboard	m²	-	-	1,0	-	-	-	-
Nida Hydro 12.5 mm plasterboard	m²	-	-	-	1,0	-	-	-
Nida Ogień Plus 15.0 mm plasterboard	m²	-	-	-	-	1,0	-	-
Nida Twarda 15.0 mm plasterboard	m²	-	-	-	-	-	1,0	-
Nida Hydro 15.0 mm plasterboard	m²	-	-	-	-	-	-	1,0
Nida CD60 profile	lm	2,5	2,5	2,5	2,5	2,5	2,5	2,5
Nida UD27 profile	lm	0,6	0,6	0,6	0,6	0,6	0,6	0,6
Nida EL60 fixing element	pcs.	3,0	3,0	3,0	3,0	3,0	3,0	3,0
Nida LW60 lengthwise connector	pcs.	0,6	0,6	0,6	0,6	0,6	0,6	0,6
Expansion plug ⁸⁾	pcs.	0,6	0,6	0,6	0,6	0,6	0,6	0,6
Nida 3.5x35 mm wood screws	pcs.	6,0	6,0	6,0	6,0	6,0	6,0	6,0
FLAT HEAD 4.2x13 mm self-drilling screws for 1 mm sheet metal	pcs.	12,0	12,0	12,0	12,0	12,0	12,0	12,0
Nida 3.5x25 mm sheet metal screws	pcs.	18,0	18,0	-	-	18,0	-	-
FixDens 4.2 x 25 mm screws	pcs.	-	-	18,0	-	-	18,0	-
Nida Hydro C5 3.5x25 mm sheet metal screws	pcs.	-	-	-	18,0	-	-	18,0
Nida reinforcement tape	lm	1,4	1,4	1,4	1,4	1,4	1,4	1,4
Nida Start gypsum putty	kg	0,3	0,3	-	-	0,3	-	-
Nida Finish gypsum putty	kg	0,1	0,1	-	-	0,3	-	-
Nida Hydromix ready-to-use joint filler ⁹⁾	kg	-	-	0,4	0,4	-	0,4	0,4
Vapour barrier ¹⁰⁾	m²	1,0	1,0	1,0	1,0	1,0	1,0	1,0
Mineral wool ¹⁰⁾	m²	1,0	1,0	1,0	1,0	1,0	1,0	1,0

⁶⁾ As an alternative the Nida Woda should be utilised.
⁷⁾ As an alternative the Nida Woda Ogień Plus should be utilised.
⁸⁾ The type of the anchoring element should be selected individually adequately for the substrate type and the total mass of the encasement.
⁹⁾ For the Nida Twarda plaster-particle boards with fibres the Nida Max gypsum putty should be utilised.
¹⁰⁾ Application acc. to the requirements.
 The standards concerning the amount of utilised material do not cover the loss of the material.

nida Poddasze



Fire resistance class:
**(R)EI30
(R)EI60**



Heat transfer coefficient U:
0,15 W/m²K



Acoustic insulation LpA:
40 dB



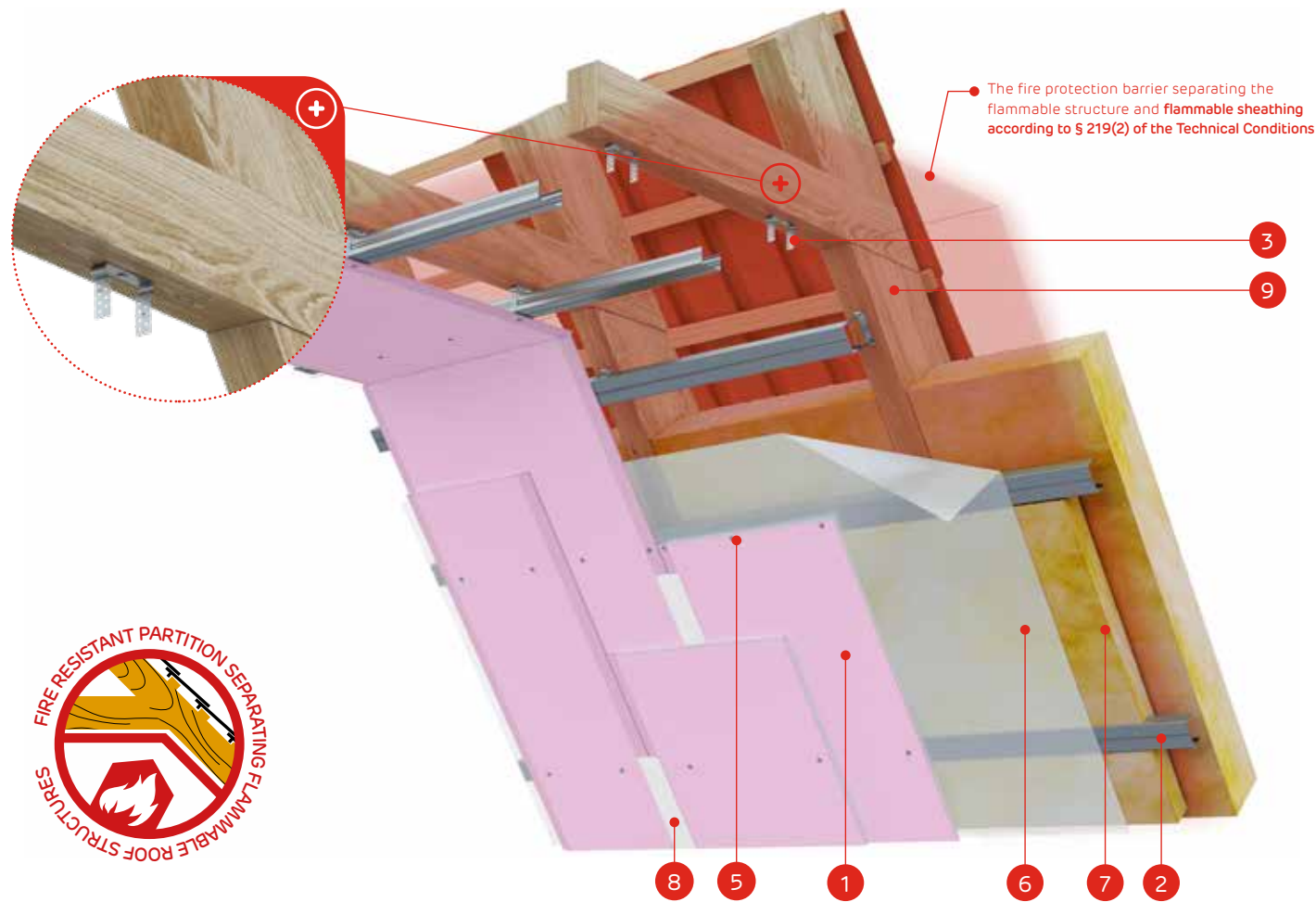
Weight of 1 m² of encasement:
19,0-42,0 kg



Number of related document:
**LBO-033-KZ/22
EN 13964:2014-05**

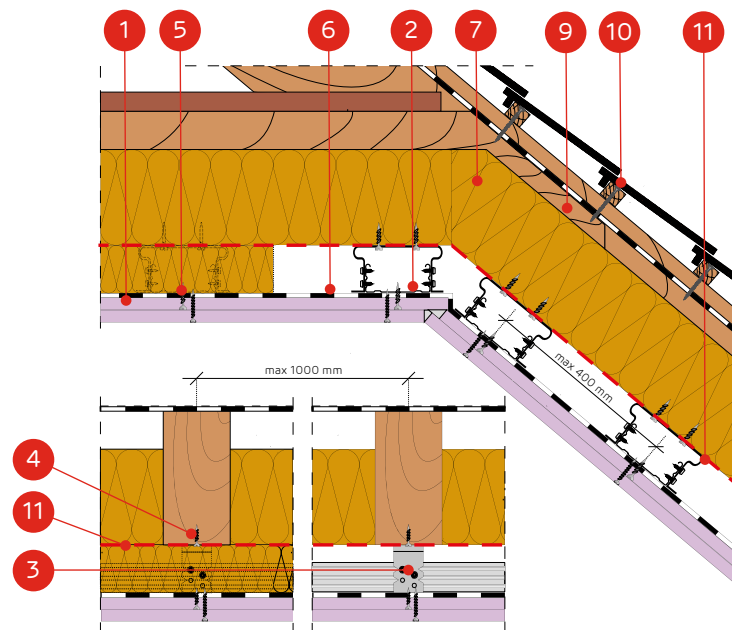
Declaration of Performance:
DoP/Loft System/0066/15.11.2016

SYSTEMS:
EL/CD60/25; EL/CD60/30; EL/CD60/37,5



MATERIALS:

1. Nida plasterboard
2. Nida CD60 profile
3. Nida EL60 flexible fixing elements
4. Nida 3.5x35 mm wood screws
5. Nida sheet metal screws
6. Vapour barrier
7. Insulation material mineral wool
8. The joint between the plasterboards filled with the e.g. Nida Start gypsum putty and Nida reinforcement tape + Nida Finish gypsum putty
9. Roof truss structure
10. Roofing (roof tiles, battens, counter-battens)
11. The fire protection barrier separating the flammable structure and flammable sheathing



THE LOFT ENCASEMENT SYSTEM ON THE NIDA CD60 PROFILES IN THE PARALLEL ARRANGEMENT AND THE NIDA EL60 FLEXIBLE FIXING ELEMENTS

TECHNICAL PARAMETERS

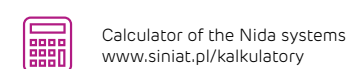
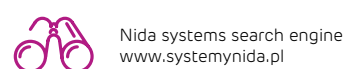
Nida Poddasze system name	Plasterboard sheathing			Load-bearing structure		Insulation material			Heat transfer coefficient ¹⁾ U	Acoustic insulation ²⁾ LpA	Min. suspension height	Weight of 1m² of encasement ³⁾ [kg]	Fire resistance class ³⁾ [min]	Special system
	Nida	Thickness [mm]	Marking acc. to standard	Spacing of the Nida EL60 fasteners [mm]	Spacing of the Nida CD60 ceiling profiles [mm]	Mineral wool	Thickness [mm]	Density [kg/m³]						
EL/CD60/25/Expert	Expert	2x12,5	A	1000	400	glass wool / rock wool	optional	optional	0,15	40	56	19,0	-	-
EL/CD60/25/Woda ⁴⁾	Woda	2x12,5	H2	1000	400	glass wool / rock wool	optional	optional	0,15	40	56	19,0	-	-
EL/CD60/25/OgieńTypF	Ogień Typ F	2x12,5	F	1000	400	rock wool	50	38	0,15	40	56	20,0	(R)EI30	-
EL/CD60/25/OgieńPlus	Ogień Plus	2x12,5	DF	1000	400	rock wool	50	38	0,15	40	56	24,0	(R)EI30	-
EL/CD60/25/WodaOgień+	Woda Ogień Plus	2x12,5	DFH2	1000	400	rock wool	50	38	0,15	40	56	24,0	(R)EI30	-
EL/CD60/25/Hydro	Hydro	2x12,5	GMFH1I	1000	400	rock wool	50	38	0,15	40	56	25,0	(R)EI30	●
EL/CD60/25/Cicha	Cicha	2x12,5	DFH1IR	1000	400	rock wool	50	38	0,15	40	56	28,0	(R)EI60	●
EL/CD60/25/Twarda	Twarda	2x12,5	DEFH1IR	1000	400	rock wool	50	38	0,15	40	56	28,0	(R)EI60	●
EL/CD60/30/Ogień+	Ogień Plus	2x15,0	DF	1000	400	rock wool	50	38	0,15	40	61	30,0	(R)EI60	-
EL/CD60/30/WodaOgień+	Woda Ogień Plus	2x15,0	DFH2	1000	400	rock wool	50	38	0,15	40	61	30,0	(R)EI60	-
EL/CD60/30/Twarda	Twarda	2x15,0	DEFH1IR	1000	400	rock wool	50	38	0,15	40	61	34,0	(R)EI60	●
EL/CD60/30/Hydro	Hydro	2x15,0	GMFH1I	1000	400	rock wool	50	38	0,15	40	61	30,0	(R)EI60	●
EL/CD60/37,5/Ogień+	Ogień Plus	3x12,5	DF	1000	400	rock wool	50	38	0,15	40	69	33,0	(R)EI60	-
EL/CD60/37,5/WodaOgień+	Woda Ogień Plus	3x12,5	DFH2	1000	400	rock wool	50	38	0,15	40	69	33,0	(R)EI60	-
EL/CD60/37,5/Cicha	Cicha	3x12,5	DFH1IR	1000	400	rock wool	50	38	0,15	40	69	42,0	(R)EI60	●
EL/CD60/37,5/Twarda	Twarda	3x12,5	DEFH1IR	1000	400	rock wool	50	38	0,15	40	69	42,0	(R)EI60	●
EL/CD60/37,5/Hydro	Hydro	3x12,5	GMFH1I	1000	400	rock wool	50	38	0,15	40	69	36,0	(R)EI60	●

¹⁾ The heat transfer coefficient for the 250 mm thick mineral wool with the density of ab. 40 kg/m³ (meets the requirements of WT 2021, U_{c(max)}=0.15 [W/m²K]).
²⁾ The weight does not include the weight of the insulation material.
³⁾ Fire classification LBO-033-KZ/22.
⁴⁾ It is advised to apply the Nida Hydro plaster-fibre boards in the areas with the relative air humidity up to 85% and in the corner sections where intensive influence of water is expected (the horizontal and vertical surfaces in the vicinity of baths, showers, etc.)
⁵⁾ The acoustic resistance for standard rain (40 mm/hr) for a complete roof arrangement. Characteristics of the configuration: mineral wool of rock fibres, thickness 250 mm, density about 40 kg/m³, standard ceramic roof tiles, plasterboard 2x12.5 mm.

CONSUMPTION OF MATERIALS PER 1 M² FOR THE LOFT ENCASEMENT CONSTRUCTED ACCORDING TO THE NIDA PODDASZE SYSTEM

Material name	UM	System type Nida														
		EL/CD60/25/Expert ⁶⁾	EL/CD60/25/OgieńTypF	EL/CD60/25/Ogień+ ⁷⁾	EL/CD60/25/Hydro	EL/CD60/25/Cicha	EL/CD60/25/Twarda	EL/CD60/25/Ogień+	EL/CD60/30/Twarda	EL/CD60/30/Hydro	EL/CD60/37,5/Ogień+ ⁷⁾	EL/CD60/37,5/Cicha	EL/CD60/37,5/Twarda	EL/CD60/37,5/Hydro		
Consumption of material per 1m²																
Nida Expert 12.5 mm plasterboard	m²	2,0	-	-	-	-	-	-	-	-	-	-	-	-	-	-
Nida Ogień Type F 12.5 mm plasterboard	m²	-	2,0	-	-	-	-	-	-	-	-	-	-	-	-	-
Nida Ogień Plus 12.5 mm plasterboard	m²	-	-	2,0	-	-	-	-	-	-	3,0	-	-	-	-	-
Nida Hydro 12.5 mm plasterboard	m²	-	-	-	2,0	-	-	-	-	-	-	-	-	3,0	-	-
Nida Cicha 12.5 mm plasterboard	m²	-	-	-	-	2,0	-	-	-	-	-	-	-	-	3,0	-
Nida Twarda 12.5 mm plasterboard	m²	-	-	-	-	-	2,0	-	-	-	-	-	-	-	-	3,0
Nida Ogień Plus 15.0 mm plasterboard	m²	-	-	-	-	-	-	2,0	-	-	-	-	-	-	-	-
Nida Twarda 15.0 mm plasterboard	m²	-	-	-	-	-	-	-	2,0	-	-	-	-	-	-	-
Nida Hydro 15.0 mm plasterboard	m²	-	-	-	-	-	-	-	-	2,0	-	-	-	-	-	-
Nida CD60 profile	lm	2,5	2,5	2,5	2,5	2,5	2,5	2,5	2,5	2,5	2,5	2,5	2,5	2,5	2,5	2,5
Nida UD27 profile	lm	0,6	0,6	0,6	0,6	0,6	0,6	0,6	0,6	0,6	0,6	0,6	0,6	0,6	0,6	0,6
Nida EL60 fixing element	pcs.	3,0	3,0	3,0	3,0	3,0	3,0	3,0	3,0	3,0	3,0	3,0	3,0	3,0	3,0	3,0
Nida LW60 lengthwise connector	pcs.	0,6	0,6	0,6	0,6	0,6	0,6	0,6	0,6	0,6	0,6	0,6	0,6	0,6	0,6	0,6
Expansion plug ⁸⁾	pcs.	0,6	0,6	0,6	0,6	0,6	0,6	0,6	0,6	0,6	0,6	0,6	0,6	0,6	0,6	0,6
Nida 3.5x35 mm wood screws	pcs.	6,0	6,0	6,0	6,0	6,0	6,0	6,0	6,0	6,0	6,0	6,0	6,0	6,0	6,0	6,0
FLAT HEAD 4.2x13 mm self-drilling screws for 1 mm sheet metal	pcs.	12,0	12,0	12,0	12,0	12,0	12,0	12,0	12,0	12,0	12,0	12,0	12,0	12,0	12,0	12,0
Nida 3.5x25 mm sheet metal screws	pcs.	6,0	6,0	6,0	-	-	-	6,0	-	-	6,0	-	-	6,0	-	-
Nida 3.5x35 mm sheet metal screws	pcs.	18,0	18,0	18,0	-	-	-	-	-	-	6,0	-	-	6,0	-	-
Nida 3.5x45 mm sheet metal screws	pcs.	-	-	-	-	-	-	-	18,0	-	-	-	-	-	-	-
Nida 3.5x55 mm sheet metal screws	pcs.	-	-	-	-	-	-	-	-	-	18,0	-	-	-	-	-
FixDens 4.2 x 25 mm screws	pcs.	-	-	-	-	6,0	6,0	-	6,0	-	-	6,0	6,0	-	-	-
FixDens 4.2 x 42 mm screws	pcs.	-	-	-	-	18,0	18,0	-	18,0	-	-	6,0	6,0	-	-	-
FixDens 4.2 x 60 mm screws	pcs.	-	-	-	-	-	-	-	-	-	-	18,0	18,0	-	-	-
Nida Hydro C5 3.5x25 mm sheet metal screws	pcs.	-	-	-	6,0	-	-	-	-	6,0	-	-	-	-	-	6,0
Nida Hydro C5 3.5x41 mm sheet metal screws	pcs.	-	-	-	18,0	-	-	-	-	18,0	-	-	-	-	-	6,0
Nida Hydro C5 3.5x55 mm sheet metal screws	pcs.	-	-	-	-	-	-	-	-	-	-	-	-	-	-	18,0
Nida reinforcement tape	lm	1,4	1,4	1,4	1,4	1,4	1,4	1,4	1,4	1,4	1,4	1,4	1,4	1,4	1,4	1,4
Nida Start gypsum putty	kg	0,6	0,6	0,6	-	0,6	-	0,6	-	0,6	-	0,9	0,9	-	-	-
Nida Finish gypsum putty	kg	0,1	0,1	0,1	-	0,1	-	0,1	-	0,1	-	0,1	0,1	-	-	-
Nida Hydromix ready-to-use joint filler ⁹⁾	kg	-	-	-	0,7	-	0,7	-	0,7	-	0,7	-	-	1,0	1,0	1,0
Vapour barrier ¹⁰⁾	m²	1,0	1,0	1,0	1,0	1,0	1,0	1,0	1,0	1,0	1,0	1,0	1,0	1,0	1,0	1,0
Mineral wool ¹⁰⁾	m²	1,0	1,0	1,0	1,0	1,0	1,0	1,0	1,0	1,0	1,0	1,0	1,0	1,0	1,0	1,0

⁶⁾ As an alternative the Nida Woda should be utilised.
⁷⁾ As an alternative the Nida Woda Ogień Plus should be utilised.
⁸⁾ The type of the anchoring element should be selected individually adequately for the substrate type and the total mass of the encasement.
⁹⁾ For the Nida Twarda plaster-particle boards with fibres the Nida Max gypsum putty should be utilised.
¹⁰⁾ Application acc. to the requirements.
 The standards concerning the amount of utilised material do not cover the loss of the material.



Follow us on:

nida Poddasze



Fire resistance class:
**(R)EI15
(R)EI20**



Heat transfer coefficient U:
0,15 W/m²K



Acoustic insulation LpA:
40 dB



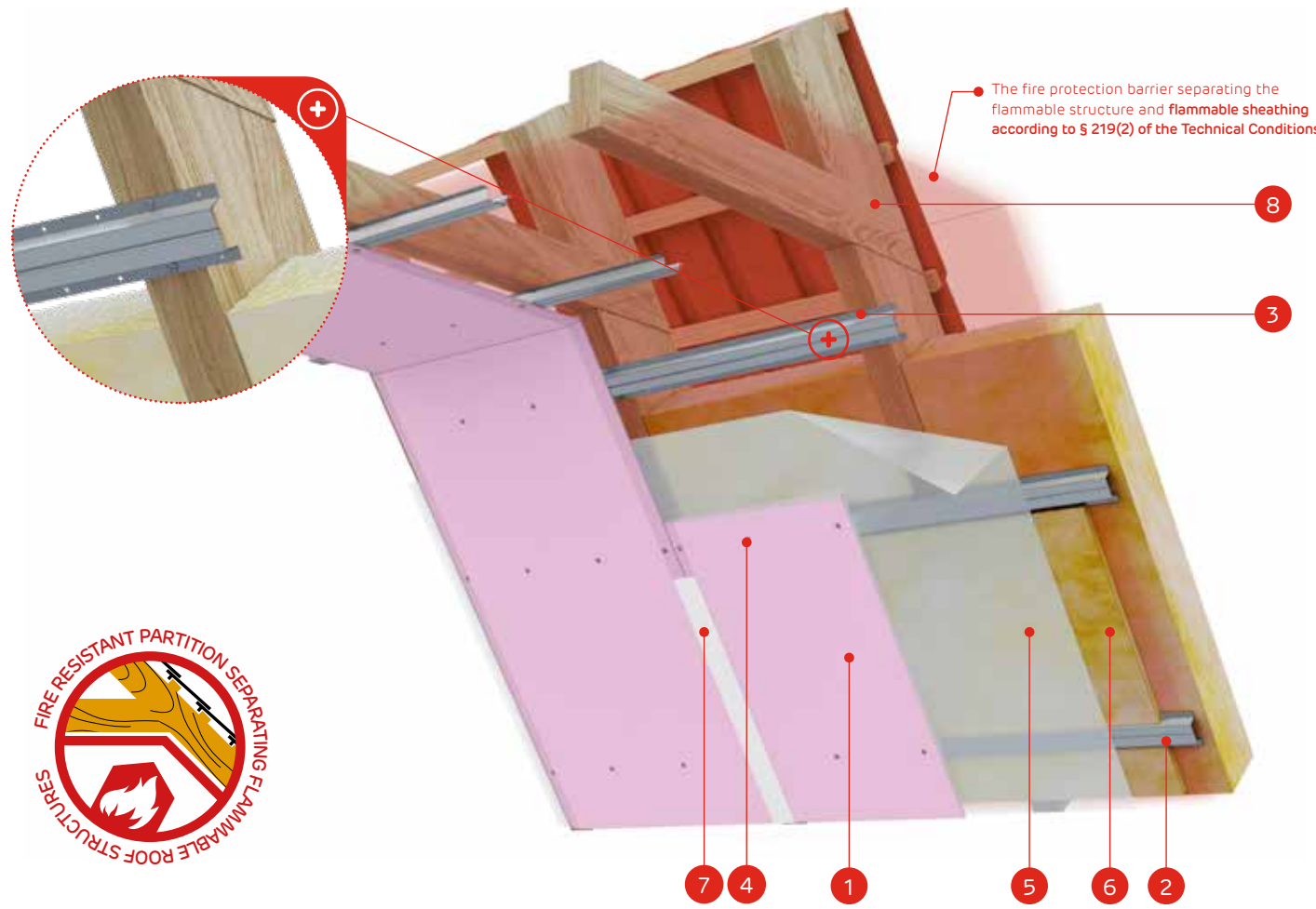
Weight of 1 m² of encasement:
11,0-18,0 kg



Number of related document:
**LBO-033-KZ/22
EN 13964:2014-05**

Declaration of Performance:
DoP/Loft System/0067/15.11.2016

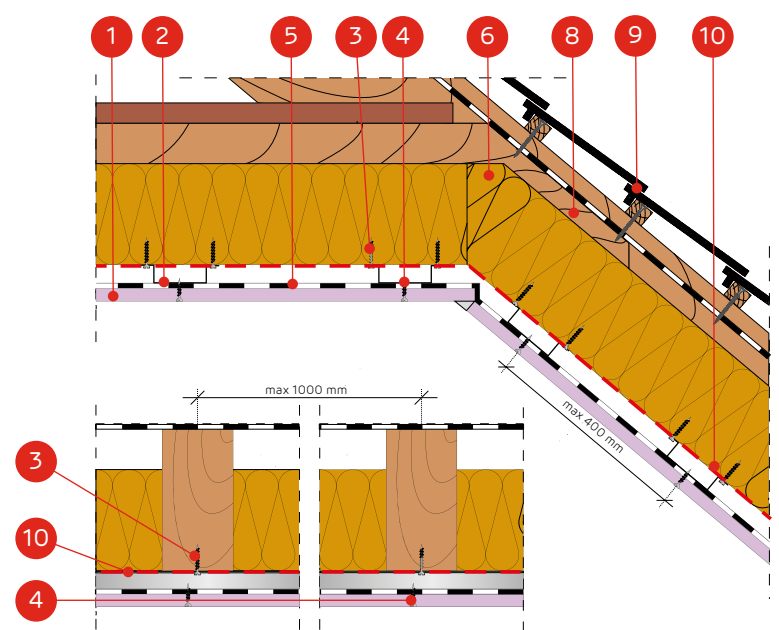
SYSTEMS:
PK/12,5; PK/15



The fire protection barrier separating the flammable structure and flammable sheathing according to § 219(2) of the Technical Conditions



- MATERIALS:**
- Nida plasterboard
 - Nida PK48 profile
 - Nida 3.5x35 mm wood screws
 - Nida sheet metal screws
 - Vapour barrier
 - Insulation material mineral wool
 - The joint between the plasterboards filled with the e.g. Nida Start gypsum putty and Nida reinforcement tape + Nida Finish gypsum putty
 - Roof truss structure
 - Roofing (roof tiles, battens, counter-battens)
 - The fire protection barrier separating the flammable structure and flammable sheathing



THE LOFT ENCASEMENT SYSTEM ON THE NIDA PK48 TOP-HAT PROFILES IN THE PARALLEL ARRANGEMENT (DIRECT ANCHORING)

TECHNICAL PARAMETERS

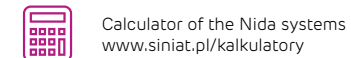
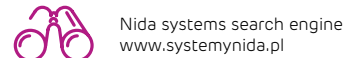
Nida Poddasze system name	Plasterboard sheathing			Load-bearing structure		Insulation material			Heat transfer coefficient ¹⁾ U [W/m²K]	Acoustic insulation ⁵⁾ LpA [dB]	Min. suspension height [mm]	Weight of 1m² of encasement ²⁾ [kg]	Fire resistance class ³⁾ [min]	Special system
	Nida	Thickness [mm]	Marking acc. to standard	Spacing of the anchoring elements [mm]	Spacing of the Nida PK48 profiles [mm]	Mineral wool	Thickness [mm]	Density [kg/m³]						
PK/12,5/Expert	Expert	12,5	A	1000	400	glass wool / rock wool	optional	optional	0,15	40	28	11,0	-	-
PK/12,5/Woda ⁴⁾	Woda	12,5	H2	1000	400	glass wool / rock wool	optional	optional	0,15	40	28	11,0	-	-
PK/12,5/Ogień+	Ogień Plus	12,5	DF	1000	400	rock wool	50	38	0,15	40	28	13,0	(R)EI15	-
PK/12,5/WodaOgień+	Woda Ogień Plus	12,5	DFH2	1000	400	rock wool	50	38	0,15	40	28	13,0	(R)EI15	-
PK/12,5/Twarda	Twarda	12,5	DEFH1IR	1000	400	rock wool	50	38	0,15	40	28	15,0	(R)EI15	●
PK/12,5/Hydro	Hydro	12,5	GMFH1I	1000	400	rock wool	50	38	0,15	40	28	13,0	(R)EI15	●
PK/15/Ogień+	Ogień Plus	15,0	DF	1000	400	rock wool	50	38	0,15	40	30	16,0	(R)EI20	-
PK/15/Twarda	Twarda	15,0	DEFH1IR	1000	400	rock wool	50	38	0,15	40	30	18,0	(R)EI20	●
PK/15/Hydro	Hydro	15,0	GMFH1I	1000	400	rock wool	50	38	0,15	40	30	16,0	(R)EI20	●

¹⁾ The heat transfer coefficient for the 250 mm thick mineral wool with the density of ab. 40 kg/m³ (meets the requirements of WT 2021, U_{c(max)}=0.15 [W/m²K]).
²⁾ The weight does not include the weight of the insulation material.
³⁾ Fire classification LBO-033-KZ/22.
⁴⁾ It is advised to apply the Nida Hydro plaster-fibre boards in the areas with the relative air humidity up to 85% and in the corner sections where intensive influence of water is expected (the horizontal and vertical surfaces in the vicinity of baths, showers, etc.)
⁵⁾ The acoustic resistance for standard rain (40 mm/hr) for a complete roof arrangement. Characteristics of the configuration: mineral wool of rock fibres, thickness 250 mm, density about 40 kg/m³, standard ceramic roof tiles, plasterboard 2x12.5 mm.

CONSUMPTION OF MATERIALS PER 1 M² FOR THE LOFT ENCASEMENT CONSTRUCTED ACCORDING TO THE NIDA PODDASZE SYSTEM

Material name	UM	System type Nida						
		PK/12,5/Expert ⁶⁾	PK/12,5/Ogień+ ⁷⁾	PK/12,5/Twarda	PK/12,5/Hydro	PK/15/Ogień+	PK/15/Twarda	PK/15/Hydro
		Consumption of material per 1m²						
Nida Expert 12.5 mm plasterboard	m²	1,0	-	-	-	-	-	-
Nida Ogień Plus 12.5 mm plasterboard	m²	-	1,0	-	-	-	-	-
Nida Twarda 12.5 mm plasterboard	m²	-	-	1,0	-	-	-	-
Nida Hydro 12.5 mm plasterboard	m²	-	-	-	1,0	-	-	-
Nida Ogień Plus 15.0 mm plasterboard	m²	-	-	-	-	1,0	-	-
Nida Twarda 15.0 mm plasterboard	m²	-	-	-	-	-	1,0	-
Nida Hydro 15.0 mm plasterboard	m²	-	-	-	-	-	-	1,0
Nida PK48 profile ⁸⁾	lm	2,5	2,5	2,5	2,5	2,5	2,5	2,5
Nida UD19 profile ⁹⁾	lm	0,6	0,6	0,6	0,6	0,6	0,6	0,6
Expansion plug ¹⁰⁾	pcs.	0,6	0,6	0,6	0,6	0,6	0,6	0,6
Nida 3.5x35 mm wood screws	pcs.	6,0	6,0	6,0	6,0	6,0	6,0	6,0
Nida 3.5x25 mm sheet metal screws	pcs.	18,0	18,0	-	-	18,0	-	-
FixDens 4.2 x 25 mm screws	pcs.	-	-	18,0	-	-	18,0	-
Nida Hydro C5 3.5x25 mm sheet metal screws	pcs.	-	-	-	18,0	-	-	18,0
Nida reinforcement tape	lm	1,4	1,4	1,4	1,4	1,4	1,4	1,4
Nida Start gypsum putty	kg	0,3	0,3	-	-	0,3	-	-
Nida Finish gypsum putty	kg	0,1	0,1	-	-	0,3	-	-
Nida Hydromix ready-to-use joint filler ¹¹⁾	kg	-	-	0,4	0,4	-	0,4	0,4
Vapour barrier ¹²⁾	m²	1,0	1,0	1,0	1,0	1,0	1,0	1,0
Mineral wool ¹²⁾	m²	1,0	1,0	1,0	1,0	1,0	1,0	1,0

⁶⁾ As an alternative the Nida Woda should be utilised.
⁷⁾ As an alternative the Nida Woda Ogień Plus should be utilised.
⁸⁾ As an alternative the Nida MFCC50 profiles should be utilised. The minimal suspension height is going to be increased by 10 mm.
⁹⁾ As an alternative the Nida MFCE26 profiles should be utilised.
¹⁰⁾ The type of the anchoring element should be selected individually adequately for the substrate type and the total mass of the encasement.
¹¹⁾ For the Nida Twarda plaster-particle boards with fibres the Nida Max gypsum putty should be utilised.
¹²⁾ Application acc. to the requirements.
 The standards concerning the amount of utilised material do not cover the loss of the material.



Follow us on:

nida Poddasze



Fire resistance class:
**(R)EI30
(R)EI60**



Heat transfer coefficient U:
0,15 W/m²K



Acoustic insulation LpA:
40 dB



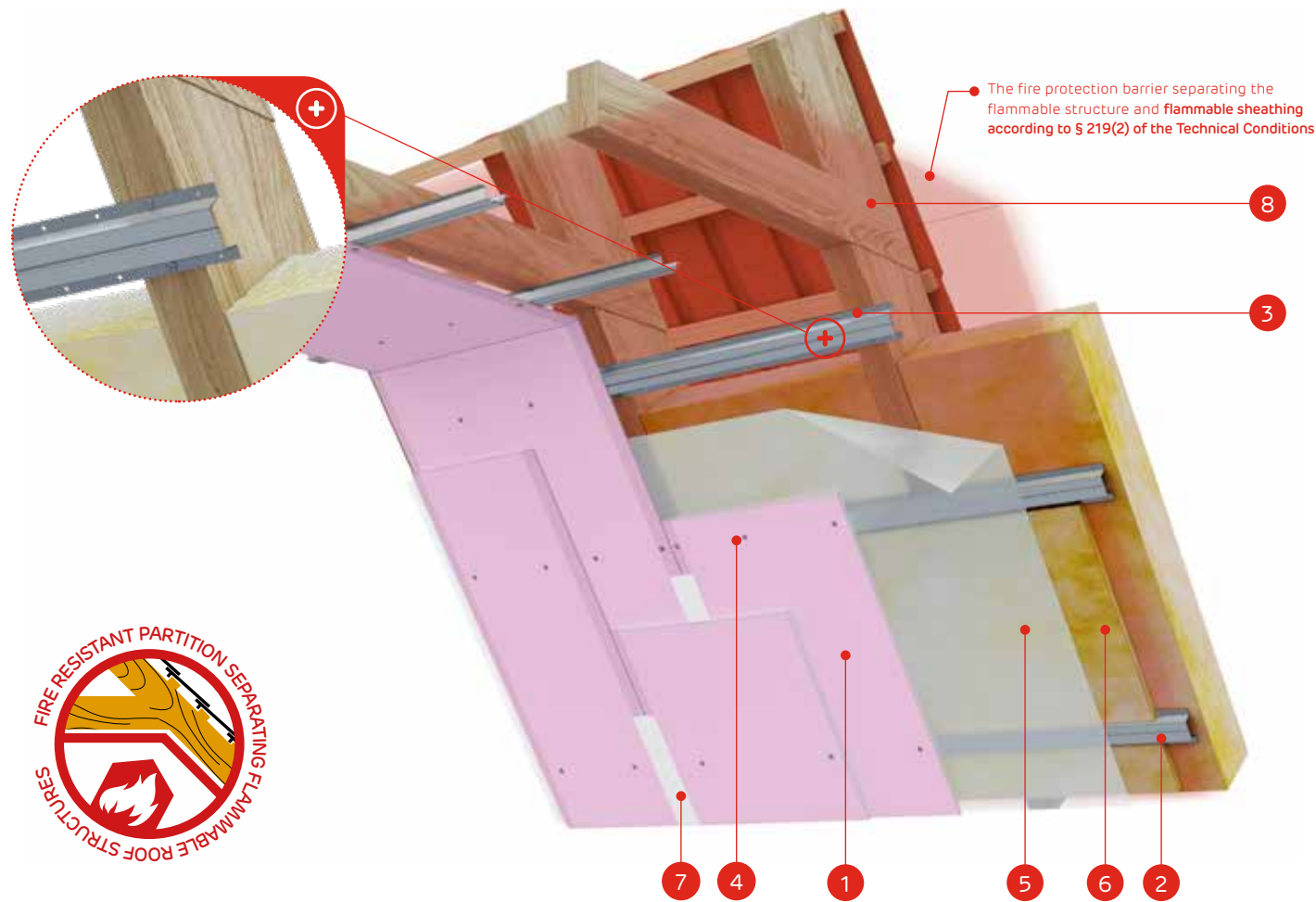
Weight of 1 m² of encasement:
19,0-42,0 kg



Number of related document:
**LBO-033-KZ/22
EN 13964:2014-05**

Declaration of Performance:
DoP/Loft System/0067/15.11.2016

SYSTEMS:
PK/25; PK/30; PK/37,5

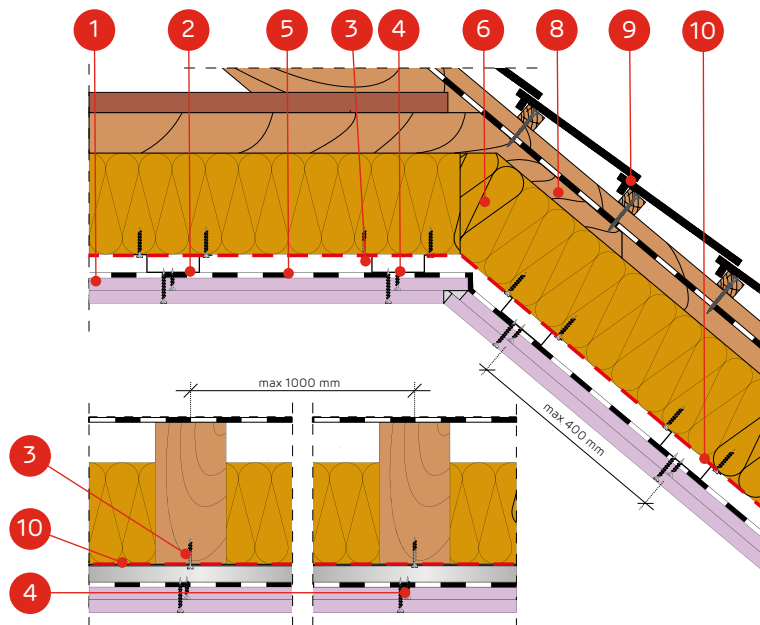


The fire protection barrier separating the flammable structure and flammable sheathing according to § 219(2) of the Technical Conditions



MATERIALS:

1. Nida plasterboard
2. Nida PK48 profile
3. Nida 3.5x35 mm wood screws
4. Nida sheet metal screws
5. Vapour barrier
6. Insulation material mineral wool
7. The joint between the plasterboards filled with the e.g. Nida Start gypsum putty and Nida reinforcement tape + Nida Finish gypsum putty
8. Roof truss structure
9. Roofing (roof tiles, battens, counter-battens)
10. The fire protection barrier separating the flammable structure and flammable sheathing



THE LOFT ENCASEMENT SYSTEM ON THE NIDA PK48 TOP-HAT PROFILES IN THE PARALLEL ARRANGEMENT (DIRECT ANCHORING)

TECHNICAL PARAMETERS

Nida Poddasze system name	Plasterboard sheathing			Load-bearing structure		Insulation material			Heat transfer coefficient ¹⁾ U	Acoustic insulation ²⁾ LpA [dB]	Min. suspension height [mm]	Weight of 1m² of encasement ³⁾ [kg]	Fire resistance class ⁴⁾ [min]	Special system
	Nida	Thickness [mm]	Marking acc. to standard	Spacing of the anchoring elements [mm]	Spacing of the Nida PK48 profiles [mm]	Mineral wool	Thickness [mm]	Density [kg/m³]						
PK/25/Expert	Expert	2x12,5	A	1000	400	glass wool / rock wool	optional	optional	0,15	40	40	19,0	-	-
PK/25/Woda ⁶⁾	Woda	2x12,5	H2	1000	400	glass wool / rock wool	optional	optional	0,15	40	40	19,0	-	-
PK/25/Ogień Typ F	Ogień Typ F	2x12,5	F	1000	400	rock wool	50	38	0,15	40	40	20,0	(R)EI30	-
PK/25/Ogień+	Ogień Plus	2x12,5	DF	1000	400	rock wool	50	38	0,15	40	40	24,0	(R)EI30	-
PK/25/WodaOgień+	Woda Ogień Plus	2x12,5	DFH2	1000	400	rock wool	50	38	0,15	40	40	24,0	(R)EI30	-
PK/25/Hydro	Hydro	2x12,5	GMFH1I	1000	400	rock wool	50	38	0,15	40	40	25,0	(R)EI30	●
PK/25/Cicha	Cicha	2x12,5	DFH1IR	1000	400	rock wool	50	38	0,15	40	40	28,0	(R)EI60	●
PK/25/Twarda	Twarda	2x12,5	DEFH1IR	1000	400	rock wool	50	38	0,15	40	40	28,0	(R)EI60	●
PK/30/Ogień+	Ogień Plus	2x15,0	DF	1000	400	rock wool	50	38	0,15	40	45	30,0	(R)EI60	-
PK/30/WodaOgień+	Woda Ogień Plus	2x15,0	DFH2	1000	400	rock wool	50	38	0,15	40	45	30,0	(R)EI60	-
PK/30/Twarda	Twarda	2x15,0	DEFH1IR	1000	400	rock wool	50	38	0,15	40	45	34,0	(R)EI60	●
PK/30/Hydro	Hydro	2x15,0	GMFH1I	1000	400	rock wool	50	38	0,15	40	45	30,0	(R)EI60	●
PK/37,5/Ogień+	Ogień Plus	3x12,5	DF	1000	400	rock wool	50	38	0,15	40	53	33,0	(R)EI60	-
PK/37,5/WodaOgień+	Woda Ogień Plus	3x12,5	DFH2	1000	400	rock wool	50	38	0,15	40	53	33,0	(R)EI60	-
PK/37,5/Cicha	Cicha	3x12,5	DFH1IR	1000	400	rock wool	50	38	0,15	40	53	42,0	(R)EI60	●
PK/37,5/Twarda	Twarda	3x12,5	DEFH1IR	1000	400	rock wool	50	38	0,15	40	53	42,0	(R)EI60	●
PK/37,5/Hydro	Hydro	3x12,5	GMFH1I	1000	400	rock wool	50	38	0,15	40	53	36,0	(R)EI60	●

¹⁾ The heat transfer coefficient for the 250 mm thick mineral wool with the density of ab. 40 kg/m³ (meets the requirements of WT 2021, Uc(max)=0.15 [W/m²K]).

²⁾ The weight does not include the weight of the insulation material.

³⁾ Fire classification LBO-033-KZ/22.

⁴⁾ It is advised to apply the Nida Hydro plaster-fibre boards in the areas with the relative air humidity up to 85% and in the corner sections where intensive influence of water is expected (the horizontal and vertical surfaces in the vicinity of baths, showers, etc.).

⁵⁾ The acoustic resistance for standard rain (40 mm/h) for a complete roof arrangement. Characteristics of the configuration: mineral wool of rock fibres, thickness 250 mm, density about 40 kg/m³, standard ceramic roof tiles, plasterboard 2x12.5 mm.

CONSUMPTION OF MATERIALS PER 1 M² FOR THE LOFT ENCASEMENT CONSTRUCTED ACCORDING TO THE NIDA PODDASZE SYSTEM

Material name	UM	System type Nida												
		PK/25/Expert ⁶⁾	PK/25/Ogień Typ F	PK/25/Ogień+ ⁷⁾	PK/25/Hydro	PK/25/Cicha	PK/25/Twarda	PK/30/Ogień+	PK/30/Twarda	PK/30/Hydro	PK/37,5/Ogień+ ⁷⁾	PK/37,5/Cicha	PK/37,5/Twarda	PK/37,5/Hydro
		Consumption of material per 1m²												
Nida Expert 12.5 mm plasterboard	m²	2,0	-	-	-	-	-	-	-	-	-	-	-	-
Nida Ogień Type F 12.5 mm plasterboard	m²	-	2,0	-	-	-	-	-	-	-	-	-	-	-
Nida Ogień Plus 12.5 mm plasterboard	m²	-	-	2,0	-	-	-	-	-	-	3,0	-	-	-
Nida Hydro 12.5 mm plasterboard	m²	-	-	-	2,0	-	-	-	-	-	-	-	-	3,0
Nida Cicha 12.5 mm plasterboard	m²	-	-	-	-	2,0	-	-	-	-	-	3,0	-	-
Nida Twarda 12.5 mm plasterboard	m²	-	-	-	-	-	2,0	-	-	-	-	-	3,0	-
Nida Ogień Plus 15.0 mm plasterboard	m²	-	-	-	-	-	-	2,0	-	-	-	-	-	-
Nida Twarda 15.0 mm plasterboard	m²	-	-	-	-	-	-	-	2,0	-	-	-	-	-
Nida Hydro 15.0 mm plasterboard	m²	-	-	-	-	-	-	-	-	2,0	-	-	-	-
Nida PK48 profile ⁸⁾	lm	2,5	2,5	2,5	2,5	2,5	2,5	2,5	2,5	2,5	2,5	2,5	2,5	2,5
Nida UD19 profile ⁹⁾	lm	0,6	0,6	0,6	0,6	0,6	0,6	0,6	0,6	0,6	0,6	0,6	0,6	0,6
Expansion plug ¹⁰⁾	pcs.	0,6	0,6	0,6	0,6	0,6	0,6	0,6	0,6	0,6	0,6	0,6	0,6	0,6
Nida 3.5x35 mm wood screws	pcs.	6,0	6,0	6,0	6,0	6,0	6,0	6,0	6,0	6,0	6,0	6,0	6,0	6,0
Nida 3.5x25 mm sheet metal screws	pcs.	6,0	6,0	6,0	-	-	-	6,0	-	-	6,0	-	-	-
Nida 3.5x35 mm sheet metal screws	pcs.	18,0	18,0	18,0	-	-	-	-	-	-	6,0	-	-	-
Nida 3.5x45 mm sheet metal screws	pcs.	-	-	-	-	-	-	18,0	-	-	-	-	-	-
Nida 3.5x55 mm sheet metal screws	pcs.	-	-	-	-	-	-	-	-	18,0	-	-	-	-
FixDens 4.2 x 25 mm screws	pcs.	-	-	-	-	6,0	6,0	-	6,0	-	-	6,0	6,0	-
FixDens 4.2 x 42 mm screws	pcs.	-	-	-	-	18,0	18,0	-	18,0	-	-	6,0	6,0	-
FixDens 4.2 x 60 mm screws	pcs.	-	-	-	-	-	-	-	-	-	-	18,0	18,0	-
Nida Hydro C5 3.5x25 mm sheet metal screws	pcs.	-	-	-	6,0	-	-	-	-	6,0	-	-	-	6,0
Nida Hydro C5 3.5x41 mm sheet metal screws	pcs.	-	-	-	18,0	-	-	-	-	18,0	-	-	-	6,0
Nida Hydro C5 3.5x55 mm sheet metal screws	pcs.	-	-	-	-	-	-	-	-	-	-	-	-	18,0
Nida reinforcement tape	lm	1,4	1,4	1,4	1,4	1,4	1,4	1,4	1,4	1,4	1,4	1,4	1,4	1,4
Nida Start gypsum putty	kg	0,6	0,6	0,6	-	0,6	-	0,6	-	-	0,9	0,9	-	-
Nida Finish gypsum putty	kg	0,1	0,1	0,1	-	0,1	-	0,1	-	-	0,1	0,1	-	-
Nida Hydromix ready-to-use joint filler ¹¹⁾	kg	-	-	-	0,7	-	0,7	-	0,7	-	-	-	1,0	1,0
Vapour barrier ¹²⁾	m²	1,0	1,0	1,0	1,0	1,0	1,0	1,0	1,0	1,0	1,0	1,0	1,0	1,0
Mineral wool ¹³⁾	m²	1,0	1,0	1,0	1,0	1,0	1,0	1,0	1,0	1,0	1,0	1,0	1,0	1,0

⁶⁾ As an alternative the Nida Woda should be utilised.

⁷⁾ As an alternative the Nida Woda Ogień Plus should be utilised.

⁸⁾ As an alternative the Nida MFCC50 profiles should be utilised. The minimal suspension height is going to be increased by 10 mm.

⁹⁾ As an alternative the Nida MFCE26 profiles should be utilised.

¹⁰⁾ The type of the anchoring element should be selected individually adequately for the substrate type and the total mass of the encasement.

¹¹⁾ For the Nida Twarda plaster-particle boards with fibres the Nida Max gypsum putty should be utilised.

¹²⁾ Application acc. to the requirements.

The standards concerning the amount of utilised material do not cover the loss of the material.

nida Poddasze



Fire resistance class:
**(R)EI15
(R)EI20**



Heat transfer coefficient U:
0,15 W/m²K



Acoustic insulation LpA:
40 dB



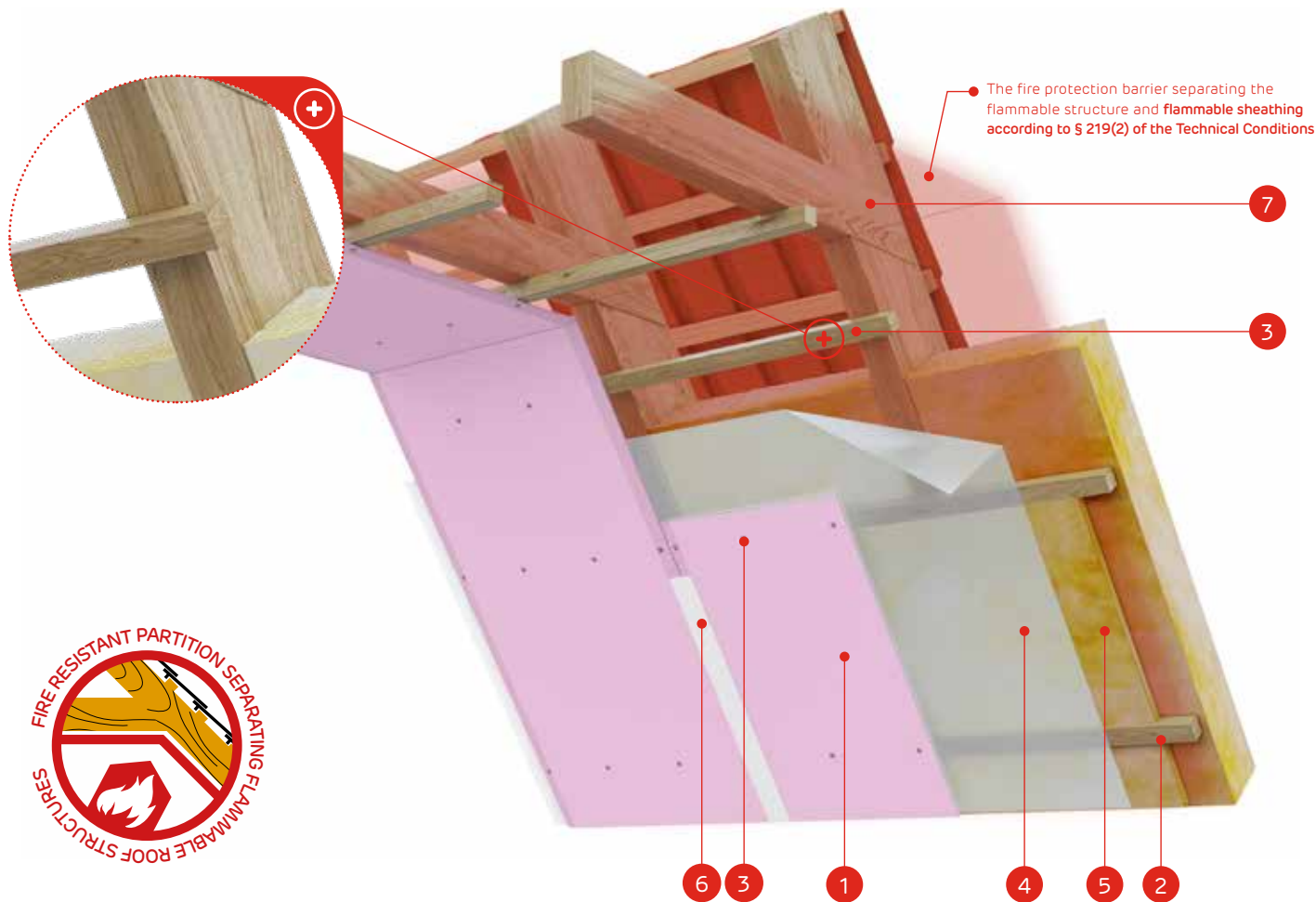
Weight of 1 m² of encasement:
11,0-18,0 kg



Number of related document:
**LBO-033-KZ/22
EN 13964:2014-05**

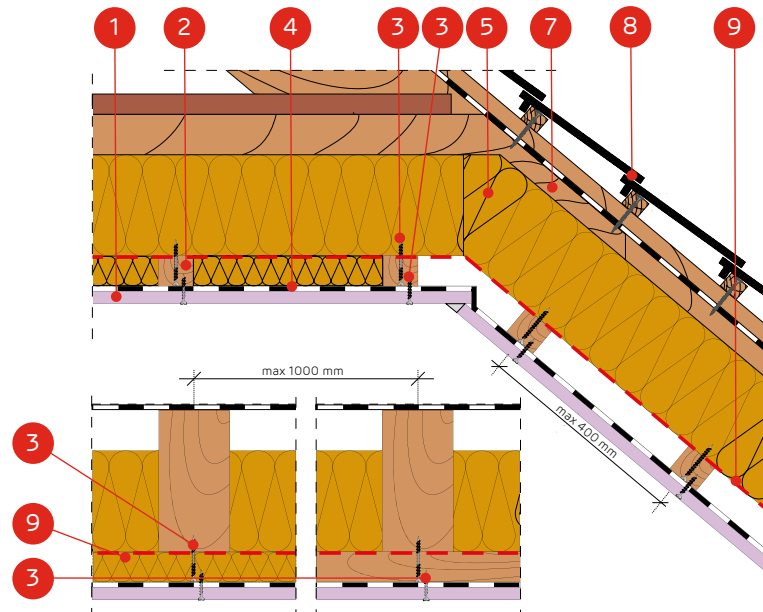
Declaration of Performance:
DoP/Loft System/0065/15.11.2016

SYSTEMS:
LD/12,5; LD/15



MATERIALS:

1. Nida plasterboard
2. Timber lath
3. Nida wood screws
4. Vapour barrier
5. Insulation material mineral wool
6. The joint between the plasterboards filled with the e.g. Nida Start gypsum putty and Nida reinforcement tape + Nida Finish gypsum putty
7. Roof truss structure
8. Roofing (roof tiles, battens, counter-battens)
9. The fire protection barrier separating the flammable structure and flammable sheathing



THE LOFT ENCASEMENT SYSTEM ON TIMBER BATTENS IN THE PARALLEL ARRANGEMENT (DIRECT ANCHORING)

TECHNICAL PARAMETERS

Nida Poddasze system name	Plasterboard sheathing			Load-bearing structure		Insulation material			Heat transfer coefficient ¹⁾ U	Acoustic insulation ⁵⁾ LpA [dB]	Min. suspension height [mm]	Weight of 1 m² of encasement ²⁾ [kg]	Fire resistance class ³⁾ [min]	Special system
	Nida	Thickness [mm]	Marking acc. to standard	Spacing of the anchoring elements [mm]	Spacing of timber battens [mm]	Mineral wool	Thickness [mm]	Density [kg/m³]						
LD/12,5/Expert	Expert	12,5	A	1000	400	glass wool / rock wool	optional	optional	0,15	40	38	11,0	-	-
LD/12,5/Woda ⁴⁾	Woda	12,5	H2	1000	400	glass wool / rock wool	optional	optional	0,15	40	38	11,0	-	-
LD/12,5/Ogień+	Ogień Plus	12,5	DF	1000	400	rock wool	50	38	0,15	40	38	13,0	(R)EI15	-
LD/12,5/WodaOgień+	Woda Ogień Plus	12,5	DFH2	1000	400	rock wool	50	38	0,15	40	38	13,0	(R)EI15	-
LD/12,5/Twarda	Twarda	12,5	DEFH1IR	1000	400	rock wool	50	38	0,15	40	38	15,0	(R)EI15	●
LD/12,5/Hydro	Hydro	12,5	GMFH1I	1000	400	rock wool	50	38	0,15	40	38	13,0	(R)EI15	●
LD/15/Ogień+	Ogień Plus	15,0	DF	1000	400	rock wool	50	38	0,15	40	40	16,0	(R)EI20	-
LD/15/Twarda	Twarda	15,0	DEFH1IR	1000	400	rock wool	50	38	0,15	40	40	18,0	(R)EI20	●
LD/15/Hydro	Hydro	15,0	GMFH1I	1000	400	rock wool	50	38	0,15	40	40	16,0	(R)EI20	●

¹⁾ The heat transfer coefficient for the 250 mm thick mineral wool with the density of ab. 40 kg/m³ (meets the requirements of WT 2021, U_{c(max)}=0.15 [W/m²K]).

²⁾ The weight does not include the weight of the insulation material.

³⁾ Fire classification LBO-033-KZ/22.

⁴⁾ It is advised to apply the Nida Hydro plaster-fibre boards in the areas with the relative air humidity up to 85% and in the corner sections where intensive influence of water is expected (the horizontal and vertical surfaces in the vicinity of baths, showers, etc.).

⁵⁾ The acoustic resistance for standard rain (40 mm/hr) for a complete roof arrangement. Characteristics of the configuration: mineral wool of rock fibres, thickness 250 mm, density about 40 kg/m³, standard ceramic roof tiles, plasterboard 2x12,5 mm.

CONSUMPTION OF MATERIALS PER 1 M² FOR THE LOFT ENCASEMENT CONSTRUCTED ACCORDING TO THE NIDA PODDASZE SYSTEM

Material name	UM	System type Nida						
		LD/12,5/Expert ⁶⁾	LD/12,5/Ogień+ ⁷⁾	LD/12,5/Twarda	LD/12,5/Hydro	LD/15/Ogień+	LD/15/Twarda	LD/15/Hydro
		Consumption of material per 1m²						
Nida Expert 12.5 mm plasterboard	m²	1,0	-	-	-	-	-	-
Nida Ogień Plus 12.5 mm plasterboard	m²	-	1,0	-	-	-	-	-
Nida Twarda 12.5 mm plasterboard	m²	-	-	1,0	-	-	-	-
Nida Hydro 12.5 mm plasterboard	m²	-	-	-	1,0	-	-	-
Nida Ogień Plus 15.0 mm plasterboard	m²	-	-	-	-	1,0	-	-
Nida Twarda 15.0 mm plasterboard	m²	-	-	-	-	-	1,0	-
Nida Hydro 15.0 mm plasterboard	m²	-	-	-	-	-	-	1,0
Timber lath cross section 48x24 mm or 50x30 mm	lm	2,5	2,5	2,5	2,5	2,5	2,5	2,5
Nida 3.5x45 mm wood screws	pcs.	18,0	18,0	-	18,0	18,0	-	18,0
Nida 4.2x70 mm wood screws (for fixing timber laths)	pcs.	3,0	3,0	3,0	3,0	3,0	3,0	3,0
FixDens 4.2 x 42 mm screws	pcs.	-	-	18,0	-	-	-	18,0
Nida reinforcement tape	lm	1,4	1,4	1,4	1,4	1,4	1,4	1,4
Nida Start gypsum putty	kg	0,3	0,3	-	-	0,3	-	-
Nida Finish gypsum putty	kg	0,1	0,1	-	-	0,1	-	-
Nida Hydromix ready-to-use joint filler ⁸⁾	kg	-	-	0,4	0,4	-	0,4	0,4
Vapour barrier ⁹⁾	m²	1,0	1,0	1,0	1,0	1,0	1,0	1,0
Mineral wool ⁹⁾	m²	1,0	1,0	1,0	1,0	1,0	1,0	1,0

⁶⁾ As an alternative the Nida Woda should be utilised.

⁷⁾ As an alternative the Nida Woda Ogień Plus should be utilised.

⁸⁾ For the Nida Twarda plaster-particle boards with fibres the Nida Max gypsum putty should be utilised.

⁹⁾ Application acc. to the requirements.

The standards concerning the amount of utilised material do not cover the loss of the material.

nida Poddasze



Fire resistance class:
**(R)EI30
(R)EI60**



Heat transfer coefficient U:
0,15 W/m²K



Acoustic insulation LpA:
40 dB



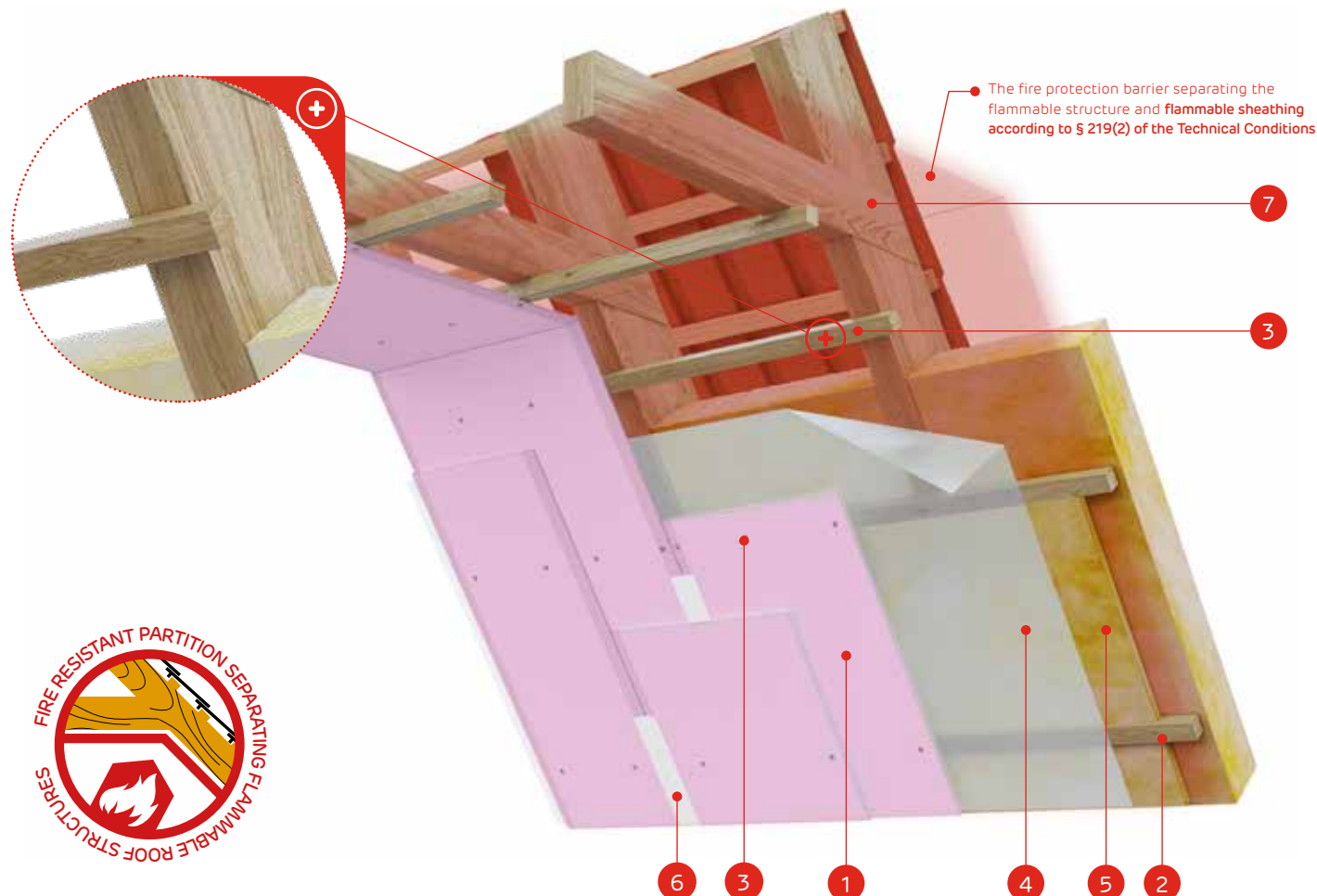
Weight of 1 m² of encasement:
19,0-42,0 kg



Number of related document:
**LBO-033-KZ/22
EN 13964:2014-05**

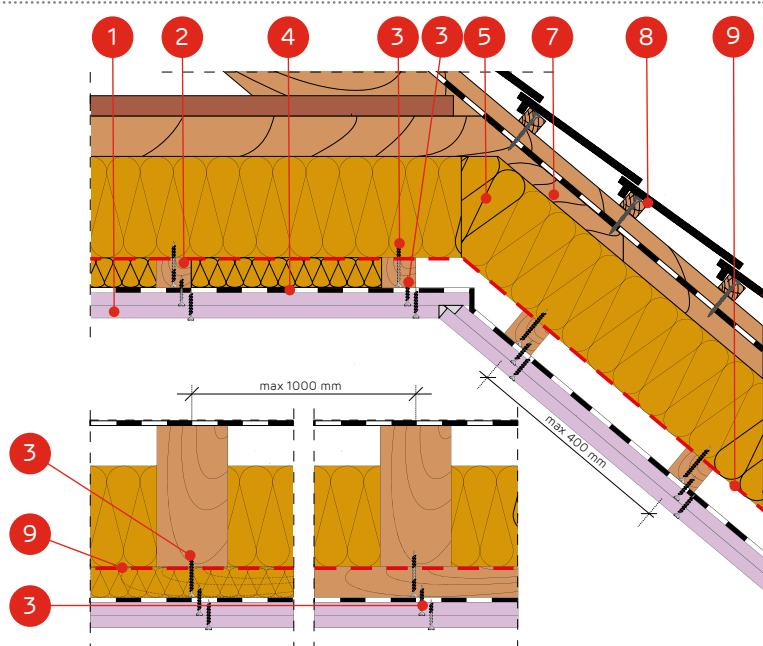
Declaration of Performance:
DoP/Loft System/0065/15.11.2016

SYSTEMS:
LD/25; LD/30; LD/37,5



MATERIALS:

1. Nida plasterboard
2. Timber lath
3. Nida wood screws
4. Vapour barrier
5. Insulation material mineral wool
6. The joint between the plasterboards filled with the e.g. Nida Start gypsum putty and Nida reinforcement tape + Nida Finish gypsum putty
7. Roof truss structure
8. Roofing (roof tiles, battens, counter-battens)
9. The fire protection barrier separating the flammable structure and flammable sheathing



THE LOFT ENCASEMENT SYSTEM ON TIMBER BATTENS IN THE PARALLEL ARRANGEMENT (DIRECT ANCHORING)

TECHNICAL PARAMETERS

Nida Poddasze system name	Plasterboard sheathing			Load-bearing structure		Insulation material			Heat transfer coefficient U ¹⁾ [W/m²K]	Acoustic insulation ⁵⁾ LpA [dB]	Min. suspension height [mm]	Weight of 1 m² of encasement ²⁾ [kg]	Fire resistance class ³⁾ [min]	Special system
	Nida	Thickness [mm]	Marking acc. to standard	Spacing of the anchoring elements [mm]	Spacing of timber battens [mm]	Mineral wool	Thickness [mm]	Density [kg/m³]						
LD/25/Expert	Expert	2x12,5	A	1000	400	glass wool / rock wool	optional	optional	0,15	40	50	19,0	-	-
LD/25/Woda ⁴⁾	Woda	2x12,5	H2	1000	400	glass wool / rock wool	optional	optional	0,15	40	50	19,0	-	-
LD/25/OgieńTypF	Ogień Typ F	2x12,5	F	1000	400	rock wool	50	38	0,15	40	50	20,0	(R)EI30	-
LD/25/Ogień+	Ogień Plus	2x12,5	DF	1000	400	rock wool	50	38	0,15	40	50	24,0	(R)EI30	-
LD/25/WodaOgień+	Woda Ogień Plus	2x12,5	DFH2	1000	400	rock wool	50	38	0,15	40	50	24,0	(R)EI30	-
LD/25/Hydro	Hydro	2x12,5	GMFH1I	1000	400	rock wool	50	38	0,15	40	50	25,0	(R)EI30	●
LD/25/Cicha	Cicha	2x12,5	DFH1IR	1000	400	rock wool	50	38	0,15	40	50	28,0	(R)EI60	●
LD/25/Twarda	Twarda	2x12,5	DEFH1IR	1000	400	rock wool	50	38	0,15	40	50	28,0	(R)EI60	●
LD/30/Ogień+	Ogień Plus	2x15,0	DF	1000	400	rock wool	50	38	0,15	40	55	30,0	(R)EI60	-
LD/30/WodaOgień+	Woda Ogień Plus	2x15,0	DFH2	1000	400	rock wool	50	38	0,15	40	55	30,0	(R)EI60	-
LD/30/Twarda	Twarda	2x15,0	DEFH1IR	1000	400	rock wool	50	38	0,15	40	55	34,0	(R)EI60	●
LD/30/Hydro	Hydro	2x15,0	GMFH1I	1000	400	rock wool	50	38	0,15	40	55	30,0	(R)EI60	●
LD/37,5/Ogień+	Ogień Plus	3x12,5	DF	1000	400	rock wool	50	38	0,15	40	63	33,0	(R)EI60	-
LD/37,5/WodaOgień+	Woda Ogień Plus	3x12,5	DFH2	1000	400	rock wool	50	38	0,15	40	63	33,0	(R)EI60	-
LD/37,5/Cicha	Cicha	3x12,5	DFH1IR	1000	400	rock wool	50	38	0,15	40	63	42,0	(R)EI60	●
LD/37,5/Twarda	Twarda	3x12,5	DEFH1IR	1000	400	rock wool	50	38	0,15	40	63	42,0	(R)EI60	●
LD/37,5/Hydro	Hydro	3x12,5	GMFH1I	1000	400	rock wool	50	38	0,15	40	63	36,0	(R)EI60	●

¹⁾ The heat transfer coefficient for the 250 mm thick mineral wool with the density of ab. 40 kg/m³ (meets the requirements of WT 2021, U_{c(max)}=0.15 [W/m²K]).

²⁾ The weight does not include the weight of the insulation material.

³⁾ Fire classification LBO-033-KZ/22.

⁴⁾ It is advised to apply the Nida Hydro plaster-fibre boards in the areas with the relative air humidity up to 85% and in the corner sections where intensive influence of water is expected (the horizontal and vertical surfaces in the vicinity of baths, showers, etc.)

⁵⁾ The acoustic resistance for standard rain (40 mm/hr) for a complete roof arrangement. Characteristics of the configuration: mineral wool of rock fibres, thickness 250 mm, density about 40 kg/m³, standard ceramic roof tiles, plasterboard 2x12.5 mm.

CONSUMPTION OF MATERIALS PER 1 M² FOR THE LOFT ENCASEMENT CONSTRUCTED ACCORDING TO THE NIDA PODDASZE SYSTEM

Material name	UM	System type Nida													
		LD/25/Expert ⁶⁾	LD/25/OgieńTypF	LD/25/Ogień+ ⁷⁾	LD/25/Hydro	LD/25/Cicha	LD/25/Twarda	LD/30/Ogień+	LD/30/Twarda	LD/30/Hydro	LD/37,5/Ogień+ ⁷⁾	LD/37,5/Cicha	LD/37,5/Twarda	LD/37,5/Hydro	
		Consumption of material per 1 m²													
Nida Expert 12.5 mm plasterboard	m²	2,0	-	-	-	-	-	-	-	-	-	-	-	-	
Nida Ogień Type F 12.5 mm plasterboard	m²	-	2,0	-	-	-	-	-	-	-	-	-	-	-	
Nida Ogień Plus 12.5 mm plasterboard	m²	-	-	2,0	-	-	-	-	-	-	3,0	-	-	-	
Nida Hydro 12.5 mm plasterboard	m²	-	-	-	2,0	-	-	-	-	-	-	-	-	3,0	
Nida Cicha 12.5 mm plasterboard	m²	-	-	-	-	2,0	-	-	-	-	-	3,0	-	-	
Nida Twarda 12.5 mm plasterboard	m²	-	-	-	-	-	2,0	-	-	-	-	-	3,0	-	
Nida Ogień Plus 15.0 mm plasterboard	m²	-	-	-	-	-	-	2,0	-	-	-	-	-	-	
Nida Twarda 15.0 mm plasterboard	m²	-	-	-	-	-	-	-	2,0	-	-	-	-	-	
Nida Hydro 15.0 mm plasterboard	m²	-	-	-	-	-	-	-	-	2,0	-	-	-	-	
Timber lath cross section 48x24 mm or 50x30 mm	lm	2,5	2,5	2,5	2,5	2,5	2,5	2,5	2,5	2,5	2,5	2,5	2,5	2,5	
Nida 3.5x35 mm wood screws	pcs.	6,0	6,0	6,0	6,0	-	-	6,0	-	6,0	6,0	-	-	6,0	
Nida 3.5x55 mm wood screws	pcs.	18,0	18,0	18,0	18,0	-	-	18,0	-	18,0	6,0	-	-	6,0	
Nida 4.2x70 mm wood screws	pcs.	-	-	-	-	-	-	-	-	-	18,0	-	-	18,0	
Nida 4.2x70 mm wood screws (for fixing timber laths)	pcs.	3,0	3,0	3,0	3,0	3,0	3,0	3,0	3,0	3,0	3,0	3,0	3,0	3,0	
FixDens 4.2 x 42 mm screws	pcs.	-	-	-	-	6,0	6,0	-	6,0	-	-	6,0	6,0	-	
FixDens 4.2 x 60 mm screws	pcs.	-	-	-	-	18,0	18,0	-	18,0	-	-	6,0	6,0	-	
FixDens 4.5 x 80 mm screws	pcs.	-	-	-	-	-	-	-	-	-	-	18,0	18,0	-	
Nida reinforcement tape	lm	1,4	1,4	1,4	1,4	1,4	1,4	1,4	1,4	1,4	1,4	1,4	1,4	1,4	
Nida Start gypsum putty	kg	0,6	0,6	0,6	-	0,6	-	0,6	-	-	0,9	0,9	-	-	
Nida Finish gypsum putty	kg	0,1	0,1	0,1	-	0,1	-	0,1	-	-	0,1	0,1	-	-	
Nida Hydromix ready-to-use joint filler ⁸⁾	kg	-	-	-	0,7	-	0,7	-	0,7	0,7	-	-	1,0	1,0	
Vapour barrier ⁹⁾	m²	1,0	1,0	1,0	1,0	1,0	1,0	1,0	1,0	1,0	1,0	1,0	1,0	1,0	
Mineral wool ⁹⁾	m²	1,0	1,0	1,0	1,0	1,0	1,0	1,0	1,0	1,0	1,0	1,0	1,0	1,0	

⁶⁾ As an alternative the Nida Woda should be utilised.

⁷⁾ As an alternative the Nida Woda Ogień Plus should be utilised.

⁸⁾ For the Nida Twarda plaster-particle boards with fibres the Nida Max gypsum putty should be utilised.

⁹⁾ Application acc. to the requirements.

The standards concerning the amount of utilised material do not cover the loss of the material.

nida Poddasze



Fire resistance class:
**(R)EI15
(R)EI20**



Heat transfer coefficient U:
0,15 W/m²K



Acoustic insulation LpA:
40 dB



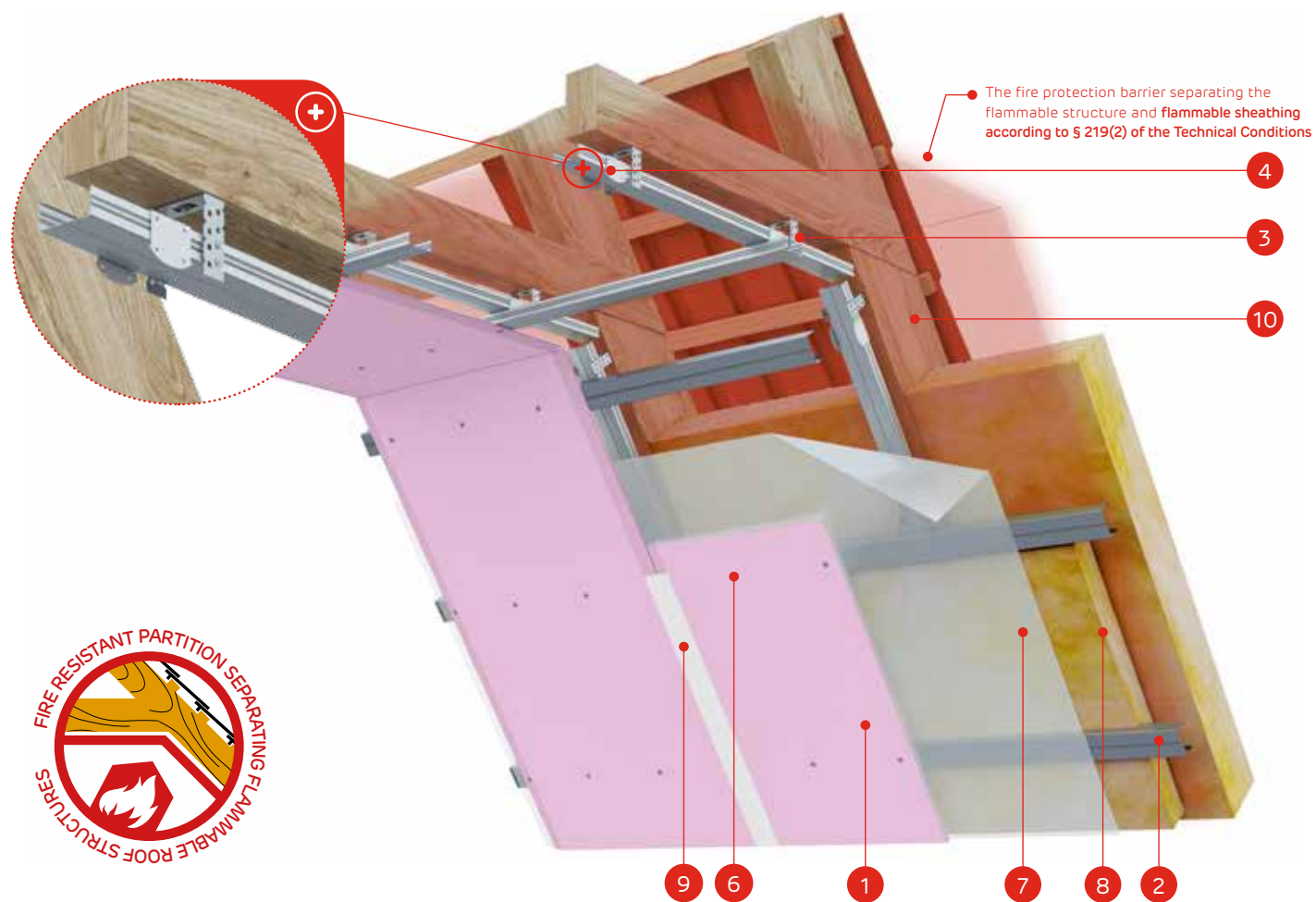
Weight of 1 m² of encasement:
11,0-18,0 kg



Number of related document:
**LBO-033-KZ/22
EN 13964:2014-05**

Declaration of Performance:
DoP/Loft System/0068/15.11.2016

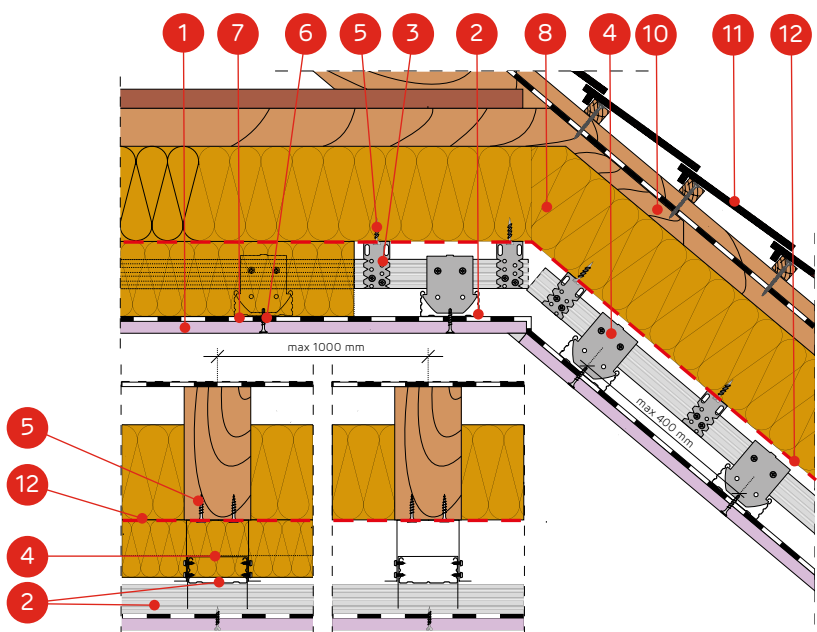
SYSTEMS:
ES/DK/CD60/12,5; ES/DK/CD60/15



The fire protection barrier separating the flammable structure and flammable sheathing according to § 219(2) of the Technical Conditions



- MATERIALS:**
- Nida plasterboard
 - Nida CD60 profile (main and load-bearing)
 - Nida ES60 fixing element
 - Nida LK60 cross connector
 - Nida 3.5x35 mm wood screws
 - Nida sheet metal screws
 - Vapour barrier
 - Insulation material mineral wool
 - The joint between the plasterboards filled with the e.g. Nida Start gypsum putty and Nida reinforcement tape + Nida Finish gypsum putty
 - Roof truss structure
 - Roofing (roof tiles, battens, counter-battens)
 - The fire protection barrier separating the flammable structure and flammable sheathing



THE LOFT ENCASEMENT SYSTEM ON THE NIDA CD60 PROFILES IN THE CROSS ARRANGEMENT AND WITH THE NIDA ES60 FIXING ELEMENTS

TECHNICAL PARAMETERS

Nida Poddasze system name	Plasterboard sheathing			Load-bearing structure			Insulation material			Heat transfer coefficient ¹⁾ U	Acoustic insulation ⁵⁾ LpA [dB]	Min. suspension height [mm]	Weight of 1m² of encasement ²⁾ [kg]	Fire resistance class ³⁾ [min]	Special system
	Nida	Thickness [mm]	Marking acc. to standard	Max. spacing of the Nida ES60 fasteners [mm]	Spacing of the Nida CD60 main profiles [mm]	Spacing of the Nida CD60 load-bearing profiles [mm]	Mineral wool	Thickness [mm]	Density [kg/m³]						
ES/DK/CD60/12,5/Expert	Expert	12,5	A	1000	1000	400	glass wool / rock wool	optional	optional	0,15	40	73	11,0	-	-
ES/DK/CD60/12,5/Woda ⁴⁾	Woda	12,5	H2	1000	1000	400	glass wool / rock wool	optional	optional	0,15	40	73	11,0	-	-
ES/DK/CD60/12,5/Ogień+	Ogień Plus	12,5	DF	1000	1000	400	rock wool	50	38	0,15	40	73	13,0	(R)EI15	-
ES/DK/CD60/12,5/WodaOgień+	Woda Ogień Plus	12,5	DFH2	1000	1000	400	rock wool	50	38	0,15	40	73	13,0	(R)EI15	-
ES/DK/CD60/12,5/Twarda	Twarda	12,5	DEFH1IR	1000	1000	400	rock wool	50	38	0,15	40	73	15,0	(R)EI15	●
ES/DK/CD60/12,5/Hydro	Hydro	12,5	GMFH1I	1000	1000	400	rock wool	50	38	0,15	40	73	13,0	(R)EI15	●
ES/DK/CD60/15/Ogień+	Ogień Plus	15,0	DF	1000	1000	400	rock wool	50	38	0,15	40	75	16,0	(R)EI20	●
ES/DK/CD60/15/Twarda	Twarda	15,0	DEFH1IR	1000	1000	400	rock wool	50	38	0,15	40	75	18,0	(R)EI20	●
ES/DK/CD60/15/Hydro	Hydro	15,0	GMFH1I	1000	1000	400	rock wool	50	38	0,15	40	75	16,0	(R)EI20	●

¹⁾ The heat transfer coefficient for the 250 mm thick mineral wool with the density of ab. 40 kg/m³ (meets the requirements of WT 2021, U_{c(max)}=0.15 [W/m²K]).

²⁾ The weight does not include the weight of the insulation material.

³⁾ Fire classification LBO-033-KZ/22.

⁴⁾ It is advised to apply the Nida Hydro plaster-fibre boards in the areas with the relative air humidity up to 85% and in the corner sections where intensive influence of water is expected (the horizontal and vertical surfaces in the vicinity of baths, showers, etc.)

⁵⁾ The acoustic resistance for standard rain (40 mm/hr) for a complete roof arrangement. Characteristics of the configuration: mineral wool of rock fibres, thickness 250 mm, density about 40 kg/m³, standard ceramic roof tiles, plasterboard 2x12.5 mm.

CONSUMPTION OF MATERIALS PER 1 M² FOR THE LOFT ENCASEMENT CONSTRUCTED ACCORDING TO THE NIDA PODDASZE SYSTEM

Material name	UM	System type Nida						
		ES/DK/CD60/12,5/Expert ⁶⁾	ES/DK/CD60/12,5/Ogień+ ⁷⁾	ES/DK/CD60/12,5/Twarda	ES/DK/CD60/12,5/Hydro	ES/DK/CD60/15/Ogień+	ES/DK/CD60/15/Twarda	ES/DK/CD60/15/Hydro
Consumption of material per 1m²								
Nida Expert 12.5 mm plasterboard	m²	1,0	-	-	-	-	-	-
Nida Ogień Plus 12.5 mm plasterboard	m²	-	1,0	-	-	-	-	-
Nida Twarda 12.5 mm plasterboard	m²	-	-	1,0	-	-	-	-
Nida Hydro 12.5 mm plasterboard	m²	-	-	-	1,0	-	-	-
Nida Ogień Plus 15.0 mm plasterboard	m²	-	-	-	-	1,0	-	-
Nida Twarda 15.0 mm plasterboard	m²	-	-	-	-	-	1,0	-
Nida Hydro 15.0 mm plasterboard	m²	-	-	-	-	-	-	1,0
Nida CD60 profile	lm	3,8	3,8	3,8	3,8	3,8	3,8	3,8
Nida UD27 profile	lm	0,6	0,6	0,6	0,6	0,6	0,6	0,6
Nida ES60 fixing element	pcs.	1,6	1,6	1,6	1,6	1,6	1,6	1,6
Nida LW60 lengthwise connector	pcs.	1,0	1,0	1,0	1,0	1,0	1,0	1,0
Nida LK60 cross connector	pcs.	3,2	3,2	3,2	3,2	3,2	3,2	3,2
Expansion plug ⁸⁾	pcs.	0,6	0,6	0,6	0,6	0,6	0,6	0,6
Nida 3.5x35 mm wood screws	pcs.	3,2	3,2	3,2	3,2	3,2	3,2	3,2
FLAT HEAD 4.2x13 mm self-drilling screws for 1 mm sheet metal	pcs.	20,0	20,0	20,0	20,0	20,0	20,0	20,0
Nida 3.5x25 mm sheet metal screws	pcs.	18,0	18,0	-	-	18,0	-	-
FixDens 4.2 x 25 mm screws	pcs.	-	-	18,0	-	-	18,0	-
Nida Hydro C5 3.5x25 mm sheet metal screws	pcs.	-	-	-	18,0	-	-	18,0
Nida reinforcement tape	lm	1,4	1,4	1,4	1,4	1,4	1,4	1,4
Nida Start gypsum putty	kg	0,3	0,3	-	-	0,3	-	-
Nida Finish gypsum putty	kg	0,1	0,1	-	-	0,1	-	-
Nida Hydromix ready-to-use joint filler ⁹⁾	kg	-	-	0,4	0,4	-	0,4	0,4
Vapour barrier ¹⁰⁾	m²	1,0	1,0	1,0	1,0	1,0	1,0	1,0
Mineral wool ¹⁰⁾	m²	1,0	1,0	1,0	1,0	1,0	1,0	1,0

⁶⁾ As an alternative the Nida Woda should be utilised.

⁷⁾ As an alternative the Nida Woda Ogień Plus should be utilised.

⁸⁾ The type of the anchoring element should be selected individually adequately for the substrate type and the total mass of the encasement.

⁹⁾ For the Nida Twarda plaster-particle boards with fibres the Nida Max gypsum putty should be utilised.

¹⁰⁾ Application acc. to the requirements.

The standards concerning the amount of utilised material do not cover the loss of the material.

nida Poddasze



Fire resistance class:
**(R)EI30
(R)EI60**



Heat transfer coefficient U:
0,15 W/m²K



Acoustic insulation LpA:
40 dB



Weight of 1 m² of encasement:
19,0-42,0 kg

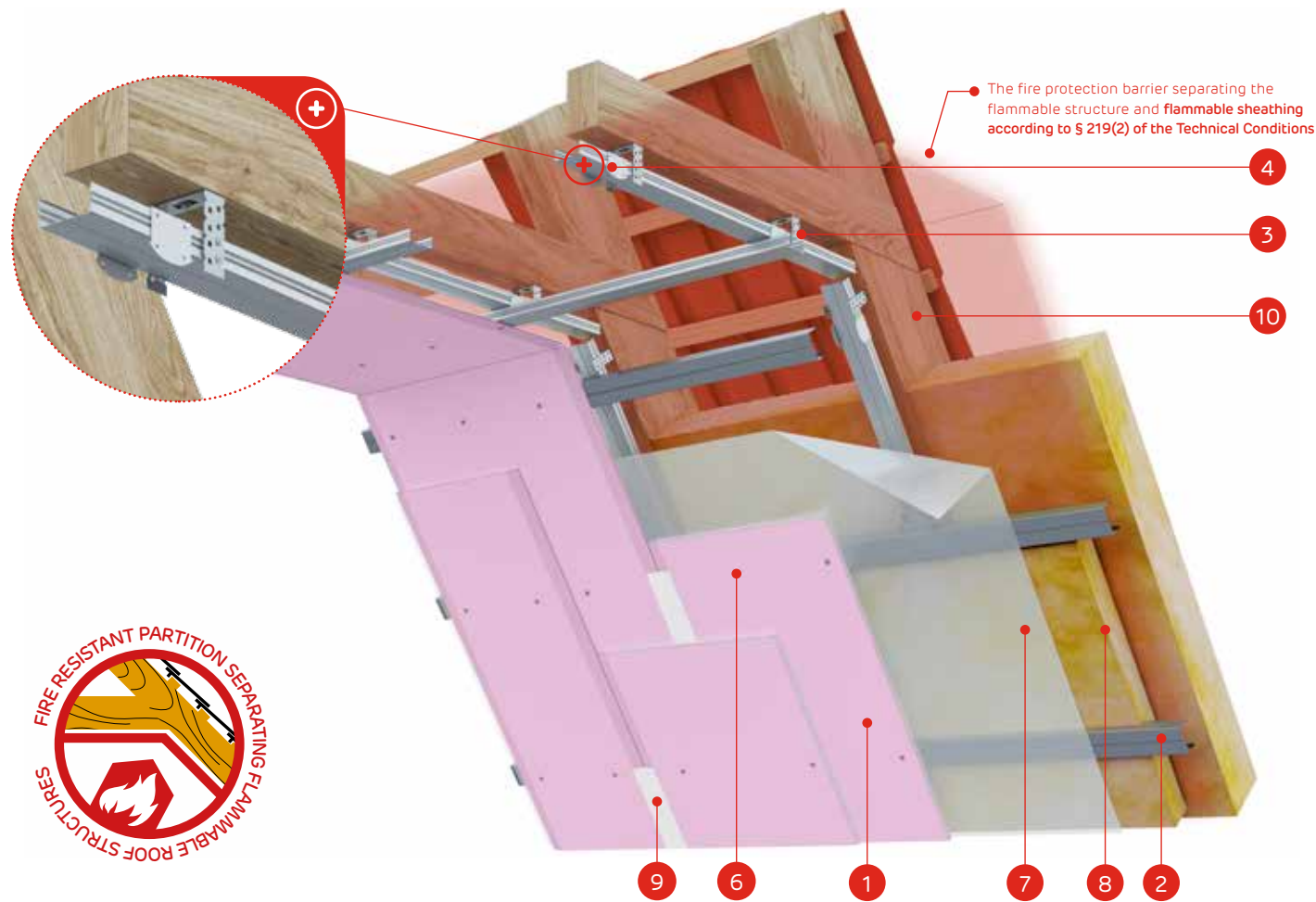


Number of related document:
**LBO-033-KZ/22
EN 13964:2014-05**

Declaration of Performance:
DoP/Loft System/0068/15.11.2016

SYSTEMS:

ES/DK/CD60/25; ES/DK/CD60/30; ES/DK/CD60/37,5

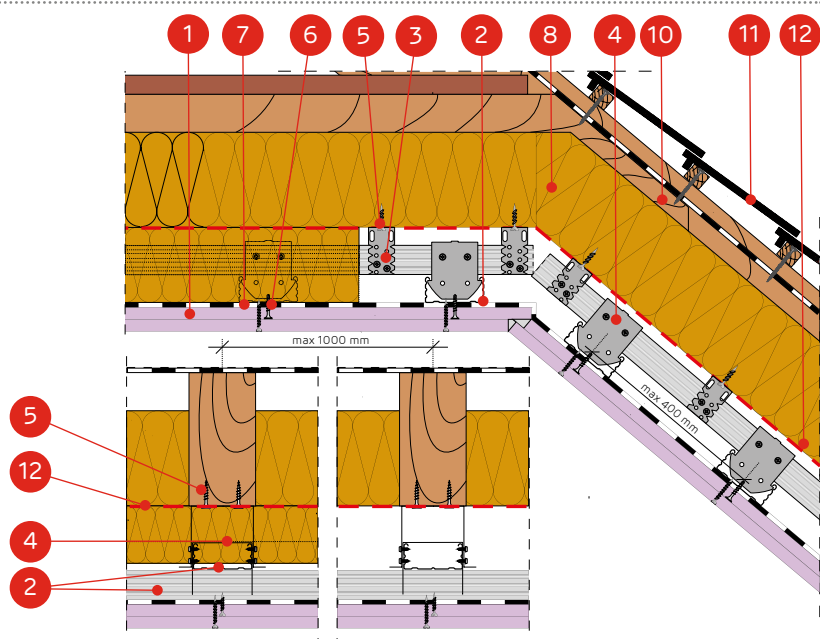


The fire protection barrier separating the flammable structure and flammable sheathing according to § 219(2) of the Technical Conditions



MATERIALS:

1. Nida plasterboard
2. Nida CD60 profile (main and load-bearing)
3. Nida ES60 fixing element
4. Nida LK60 cross connector
5. Nida 3.5x35 mm wood screws
6. Nida sheet metal screws
7. Vapour barrier
8. Insulation material mineral wool
9. The joint between the plasterboards filled with the e.g. Nida Start gypsum putty and Nida reinforcement tape + Nida Finish gypsum putty
10. Roof truss structure
11. Roofing (roof tiles, battens, counter-battens)
12. The fire protection barrier separating the flammable structure and flammable sheathing



THE LOFT ENCASEMENT SYSTEM ON THE NIDA CD60 PROFILES IN THE CROSS ARRANGEMENT AND WITH THE NIDA ES60 FIXING ELEMENTS

TECHNICAL PARAMETERS

Nida Poddasze system name	Plasterboard sheathing			Load-bearing structure			Insulation material			Heat transfer coefficient ¹⁾ U	Acoustic insulation ⁵⁾ LpA [dB]	Min. suspension height [mm]	Weight of 1 m² of encasement ²⁾ [kg]	Fire resistance class ³⁾ [min]	Special system
	Nida	Thickness [mm]	Marking acc. to standard	Max. spacing of the Nida ES60 fasteners [mm]	Spacing of the Nida CD60 main profiles [mm]	Spacing of the Nida CD60 load-bearing profiles [mm]	Mineral wool	Thickness [mm]	Density [kg/m³]						
ES/DK/CD60/25/Expert	Expert	2x12,5	A	1000	1000	400	glass wool / rock wool	optional	optional	0,15	40	85	19,0	-	-
ES/DK/CD60/25/Woda ⁴⁾	Woda	2x12,5	H2	1000	1000	400	glass wool / rock wool	optional	optional	0,15	40	85	19,0	-	-
ES/DK/CD60/25/Ogień Typ F	Ogień Typ F	2x12,5	F	1000	1000	400	rock wool	50	38	0,15	40	85	20,0	(R)EI30	-
ES/DK/CD60/25/Ogień Plus	Ogień Plus	2x12,5	DF	1000	1000	400	rock wool	50	38	0,15	40	85	24,0	(R)EI30	-
ES/DK/CD60/25/WodaOgień+	WodaOgień Plus	2x12,5	DFH2	1000	1000	400	rock wool	50	38	0,15	40	85	24,0	(R)EI30	-
ES/DK/CD60/25/Hydro	Hydro	2x12,5	GMFH11	1000	1000	400	rock wool	50	38	0,15	40	85	25,0	(R)EI30	●
ES/DK/CD60/25/Cicha	Cicha	2x12,5	DFH11R	1000	1000	400	rock wool	50	38	0,15	40	85	28,0	(R)EI60	●
ES/DK/CD60/25/Twarda	Twarda	2x12,5	DEFH11R	1000	1000	400	rock wool	50	38	0,15	40	85	28,0	(R)EI60	●
ES/DK/CD60/30/Ogień Plus	Ogień Plus	2x15,0	DF	1000	1000	400	rock wool	50	38	0,15	40	90	30,0	(R)EI60	-
ES/DK/CD60/30/WodaOgień+	Woda Ogień Plus	2x15,0	DFH2	1000	1000	400	rock wool	50	38	0,15	40	90	30,0	(R)EI60	-
ES/DK/CD60/30/Twarda	Twarda	2x15,0	DEFH11R	1000	1000	400	rock wool	50	38	0,15	40	90	34,0	(R)EI60	●
ES/DK/CD60/30/Hydro	Hydro	2x15,0	GMFH11	1000	1000	400	rock wool	50	38	0,15	40	90	30,0	(R)EI60	●
ES/DK/CD60/37,5/Ogień Plus	Ogień Plus	3x12,5	DF	1000	1000	400	rock wool	50	38	0,15	40	98	33,0	(R)EI60	-
ES/DK/CD60/37,5/WodaOgień+	Woda Ogień Plus	3x12,5	DFH2	1000	1000	400	rock wool	50	38	0,15	40	98	33,0	(R)EI60	-
ES/DK/CD60/37,5/Cicha	Cicha	3x12,5	DFH11R	1000	1000	400	rock wool	50	38	0,15	40	98	42,0	(R)EI60	●
ES/DK/CD60/37,5/Twarda	Twarda	3x12,5	DEFH11R	1000	1000	400	rock wool	50	38	0,15	40	98	42,0	(R)EI60	●
ES/DK/CD60/37,5/Hydro	Hydro	3x12,5	GMFH11	1000	1000	400	rock wool	50	38	0,15	40	98	36,0	(R)EI60	●

¹⁾ The heat transfer coefficient for the 250 mm thick mineral wool with the density of ab. 40 kg/m³ (meets the requirements of WT 2021, Uc(max)=0.15 [W/m²K]).

²⁾ The weight does not include the weight of the insulation material.

³⁾ Fire classification LBO-033-KZ/22.

⁴⁾ It is advised to apply the Nida Hydro plaster-fibre boards in the areas with the relative air humidity up to 85% and in the corner sections where intensive influence of water is expected (the horizontal and vertical surfaces in the vicinity of baths, showers, etc.)

⁵⁾ The acoustic resistance for standard rain (40 mm/hr) for a complete roof arrangement. Characteristics of the configuration: mineral wool of rock fibres, thickness 250 mm, density about 40 kg/m³, standard ceramic roof tiles, plasterboard 2x12.5 mm.

CONSUMPTION OF MATERIALS PER 1 M² FOR THE LOFT ENCASEMENT CONSTRUCTED ACCORDING TO THE NIDA PODDASZE SYSTEM

Material name	UM	System type Nida													
		ES/DK/CD60/25/Expert ⁶⁾	ES/DK/CD60/25/Ogień Typ F	ES/DK/CD60/25/Ogień Plus ⁷⁾	ES/DK/CD60/25/Hydro	ES/DK/CD60/25/Cicha	ES/DK/CD60/25/Twarda	ES/DK/CD60/30/Ogień Plus	ES/DK/CD60/30/Twarda	ES/DK/CD60/30/Hydro	ES/DK/CD60/37,5/Ogień Plus ⁷⁾	ES/DK/CD60/37,5/Cicha	ES/DK/CD60/37,5/Twarda	ES/DK/CD60/37,5/Hydro	
Consumption of material per 1 m²															
Nida Expert 12.5 mm plasterboard	m²	2,0	-	-	-	-	-	-	-	-	-	-	-	-	-
Nida Ogień Type F 12.5 mm plasterboard	m²	-	2,0	-	-	-	-	-	-	-	-	-	-	-	-
Nida Ogień Plus 12.5 mm plasterboard	m²	-	-	2,0	-	-	-	-	-	-	3,0	-	-	-	-
Nida Hydro 12.5 mm plasterboard	m²	-	-	-	2,0	-	-	-	-	-	-	-	-	3,0	-
Nida Cicha 12.5 mm plasterboard	m²	-	-	-	-	2,0	-	-	-	-	-	3,0	-	-	-
Nida Twarda 12.5 mm plasterboard	m²	-	-	-	-	-	2,0	-	-	-	-	-	3,0	-	-
Nida Ogień Plus 15.0 mm plasterboard	m²	-	-	-	-	-	-	2,0	-	-	-	-	-	-	-
Nida Twarda 15.0 mm plasterboard	m²	-	-	-	-	-	-	-	2,0	-	-	-	-	-	-
Nida Hydro 15.0 mm plasterboard	m²	-	-	-	-	-	-	-	-	2,0	-	-	-	-	-
Nida CD60 profile	lm	3,8	3,8	3,8	3,8	3,8	3,8	3,8	3,8	3,8	3,8	3,8	3,8	3,8	3,8
Nida UD27 profile	lm	0,6	0,6	0,6	0,6	0,6	0,6	0,6	0,6	0,6	0,6	0,6	0,6	0,6	0,6
Nida ES60 fixing element	pcs.	1,6	1,6	1,6	1,6	1,6	1,6	1,6	1,6	1,6	1,6	1,6	1,6	1,6	1,6
Nida LW60 lengthwise connector	pcs.	1,0	1,0	1,0	1,0	1,0	1,0	1,0	1,0	1,0	1,0	1,0	1,0	1,0	1,0
Nida LK60 cross connector	pcs.	3,2	3,2	3,2	3,2	3,2	3,2	3,2	3,2	3,2	3,2	3,2	3,2	3,2	3,2
Expansion plug ⁸⁾	pcs.	0,6	0,6	0,6	0,6	0,6	0,6	0,6	0,6	0,6	0,6	0,6	0,6	0,6	0,6
Nida 3.5x35 mm wood screws	pcs.	3,2	3,2	3,2	3,2	3,2	3,2	3,2	3,2	3,2	3,2	3,2	3,2	3,2	3,2
FLAT HEAD 4.2x13 mm self-drilling screws for 1 mm sheet metal	pcs.	20,0	20,0	20,0	20,0	20,0	20,0	20,0	20,0	20,0	20,0	20,0	20,0	20,0	20,0
Nida 3.5x25 mm sheet metal screws	pcs.	6,0	6,0	6,0	-	-	-	6,0	-	-	6,0	-	-	-	-
Nida 3.5x35 mm sheet metal screws	pcs.	18,0	18,0	18,0	-	-	-	-	-	-	6,0	-	-	-	-
Nida 3.5x45 mm sheet metal screws	pcs.	-	-	-	-	-	-	18,0	-	-	-	-	-	-	-
Nida 3.5x55 mm sheet metal screws	pcs.	-	-	-	-	-	-	-	-	-	18,0	-	-	-	-
FixDens 4.2 x 25 mm screws	pcs.	-	-	-	-	6,0	6,0	-	6,0	-	-	6,0	6,0	-	-
FixDens 4.2 x 42 mm screws	pcs.	-	-	-	-	18,0	18,0	-	18,0	-	-	6,0	6,0	-	-
FixDens 4.2 x 60 mm screws	pcs.	-	-	-	-	-	-	-	-	-	-	18,0	18,0	-	-
Nida Hydro C5 3.5x25 mm sheet metal screws	pcs.	-	-	-	6,0	-	-	-	-	-	6,0	-	-	-	6,0
Nida Hydro C5 3.5x41 mm sheet metal screws	pcs.	-	-	-	18,0	-	-	-	-	-	18,0	-	-	-	6,0
Nida Hydro C5 3.5x55 mm sheet metal screws	pcs.	-	-	-	-	-	-	-	-	-	-	-	-	-	18,0
Nida reinforcement tape	lm	1,4	1,4	1,4	1,4	1,4	1,4	1,4	1,4	1,4	1,4	1,4	1,4	1,4	1,4
Nida Start gypsum putty	kg	0,6	0,6	0,6	-	0,6	-	0,6	-	-	0,9	0,9	-	-	-
Nida Finish gypsum putty	kg	0,1	0,1	0,1	-	0,1	-	0,1	-	-	0,1	0,1	-	-	-
Nida Hydromix ready-to-use joint filler ⁹⁾	kg	-	-	-	0,7	-	0,7	-	0,7	-	0,7	-	1,0	1,0	-
Vapour barrier ¹⁰⁾	m²	1,0	1,0	1,0	1,0	1,0	1,0	1,0	1,0	1,0	1,0	1,0	1,0	1,0	1,0
Mineral wool ¹⁰⁾	m²	1,0	1,0	1,0	1,0	1,0	1,0	1,0	1,0	1,0	1,0	1,0	1,0	1,0	1,0

⁶⁾ As an alternative the Nida Woda should be utilised.

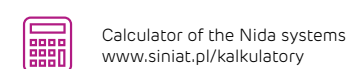
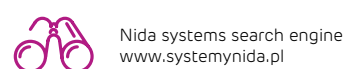
⁷⁾ As an alternative the Nida Woda Ogień Plus should be utilised.

⁸⁾ The type of the anchoring element should be selected individually adequately for the substrate type and the total mass of the encasement.

⁹⁾ For the Nida Twarda plaster-particle boards with fibres the Nida Max gypsum putty should be utilised.

¹⁰⁾ Application acc. to the requirements.

The standards concerning the amount of utilised material do not cover the loss of the material.



Follow us on:

nida Poddasze



Fire resistance class:
**(R)EI15
(R)EI20**



Heat transfer coefficient U:
0,15 W/m²K



Acoustic insulation LpA:
40 dB



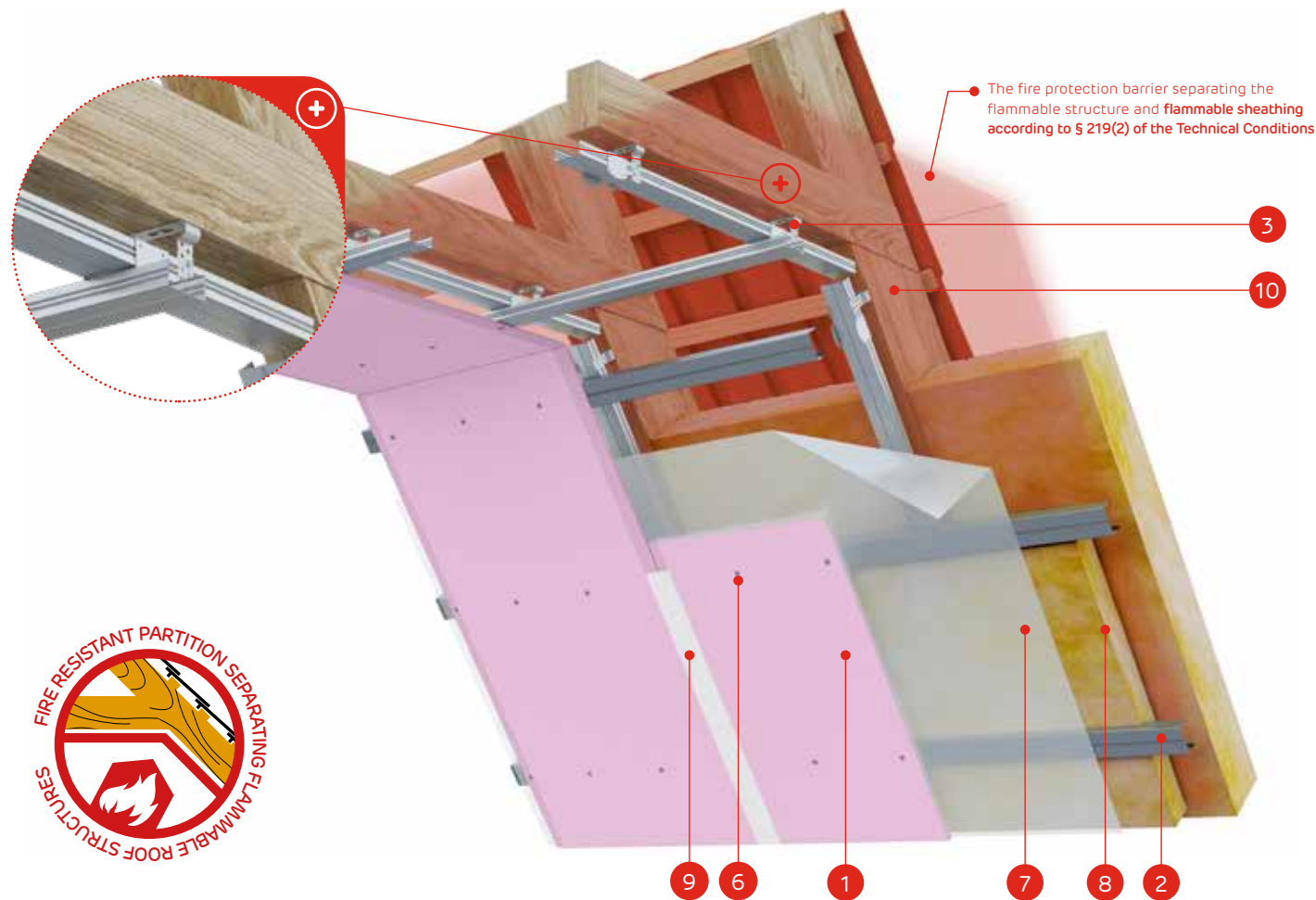
Weight of 1 m² of encasement:
11,0-18,0 kg



Number of related document:
**LBO-033-KZ/22
EN 13964:2014-05**

Declaration of Performance:
DoP/Loft System/0068/15.11.2016

SYSTEMS:
EL/DK/CD60/12,5; EL/DK/CD60/15

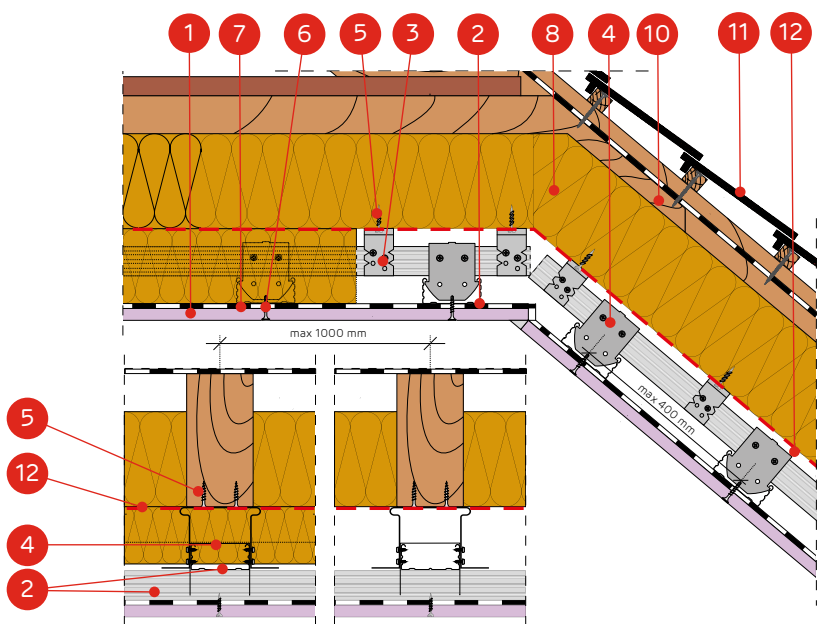


The fire protection barrier separating the flammable structure and flammable sheathing according to § 219(2) of the Technical Conditions



MATERIALS:

1. Nida plasterboard
2. Nida CD60 profile (main and load-bearing)
3. Nida EL60 flexible fixing elements
4. Nida LK60 cross connector
5. Nida 3.5x35 mm wood screws
6. Nida sheet metal screws
7. Vapour barrier
8. Insulation material mineral wool
9. The joint between the plasterboards filled with the e.g. Nida Start gypsum putty and Nida reinforcement tape + Nida Finish gypsum putty
10. Roof truss structure
11. Roofing (roof tiles, battens, counter-battens)
12. The fire protection barrier separating the flammable structure and flammable sheathing



THE LOFT ENCASEMENT SYSTEM ON THE NIDA CD60 PROFILES IN THE CROSS ARRANGEMENT AND THE NIDA EL60 FLEXIBLE FIXING ELEMENTS

TECHNICAL PARAMETERS

Nida Poddasze system name	Plasterboard sheathing			Load-bearing structure			Insulation material			Heat transfer coefficient ¹⁾ U [W/m²K]	Acoustic insulation ⁵⁾ LpA [dB]	Min. suspension height [mm]	Weight of 1m² of encasement ²⁾ [kg]	Fire resistance class ³⁾ [min]	Special system
	Nida	Thickness [mm]	Marking acc. to standard	Max Spacing of the Nida EL60 fasteners [mm]	Spacing of the Nida CD60 main profiles [mm]	Spacing of the Nida CD60 load-bearing profiles [mm]	Mineral wool	Thickness [mm]	Density [kg/m³]						
EL/DK/CD60/12,5/Expert	Expert	12,5	A	1000	1000	400	glass wool / rock wool	optional	optional	0,15	40	73	11,0	-	-
EL/DK/CD60/12,5/Woda ⁶⁾	Woda	12,5	H2	1000	1000	400	glass wool / rock wool	optional	optional	0,15	40	73	11,0	-	-
EL/DK/CD60/12,5/Ogień+	Ogień Plus	12,5	DF	1000	1000	400	rock wool	50	38	0,15	40	73	13,0	(R)EI15	-
EL/DK/CD60/12,5/WodaOgień+	Woda Ogień Plus	12,5	DFH2	1000	1000	400	rock wool	50	38	0,15	40	73	13,0	(R)EI15	-
EL/DK/CD60/12,5/Twarda	Twarda	12,5	DEFH1R	1000	1000	400	rock wool	50	38	0,15	40	73	15,0	(R)EI15	●
EL/DK/CD60/12,5/Hydro	Hydro	12,5	GMFH1I	1000	1000	400	rock wool	50	38	0,15	40	73	13,0	(R)EI15	●
EL/DK/CD60/15/Ogień+	Ogień Plus	15,0	DF	1000	1000	400	rock wool	50	38	0,15	40	75	16,0	(R)EI20	-
EL/DK/CD60/15/Twarda	Twarda	15,0	DEFH1R	1000	1000	400	rock wool	50	38	0,15	40	75	18,0	(R)EI20	●
EL/DK/CD60/15/Hydro	Hydro	15,0	GMFH1I	1000	1000	400	rock wool	50	38	0,15	40	75	16,0	(R)EI20	●

¹⁾ The heat transfer coefficient for the 250 mm thick mineral wool with the density of ab. 40 kg/m³ (meets the requirements of WT 2021, U_{c(max)}=0.15 [W/m²K]).

²⁾ The weight does not include the weight of the insulation material.

³⁾ Fire classification LBO-033-KZ/22.

⁴⁾ It is advised to apply the Nida Hydro plaster-fibre boards in the areas with the relative air humidity up to 85% and in the corner sections where intensive influence of water is expected (the horizontal and vertical surfaces in the vicinity of baths, showers, etc.)

⁵⁾ The acoustic resistance for standard rain (40 mm/hr) for a complete roof arrangement. Characteristics of the configuration: mineral wool of rock fibres, thickness 250 mm, density about 40 kg/m³, standard ceramic roof tiles, plasterboard 2x12,5 mm.

CONSUMPTION OF MATERIALS PER 1 M² FOR THE LOFT ENCASEMENT CONSTRUCTED ACCORDING TO THE NIDA PODDASZE SYSTEM

Material name	UM	System type Nida						
		EL/DK/CD60/12,5/Expert ⁶⁾	EL/DK/CD60/12,5/Ogień+ ⁷⁾	EL/DK/CD60/12,5/Twarda	EL/DK/CD60/12,5/Hydro	EL/DK/CD60/15/Ogień+	EL/DK/CD60/15/Twarda	EL/DK/CD60/15/Hydro
Consumption of material per 1 m²								
Nida Expert 12.5 mm plasterboard	m²	1,0	-	-	-	-	-	-
Nida Ogień Plus 12.5 mm plasterboard	m²	-	1,0	-	-	-	-	-
Nida Twarda 12.5 mm plasterboard	m²	-	-	1,0	-	-	-	-
Nida Hydro 12.5 mm plasterboard	m²	-	-	-	1,0	-	-	-
Nida Ogień Plus 15.0 mm plasterboard	m²	-	-	-	-	1,0	-	-
Nida Twarda 15.0 mm plasterboard	m²	-	-	-	-	-	1,0	-
Nida Hydro 15.0 mm plasterboard	m²	-	-	-	-	-	-	1,0
Nida CD60 profile	lm	3,8	3,8	3,8	3,8	3,8	3,8	3,8
Nida UD27 profile	lm	0,6	0,6	0,6	0,6	0,6	0,6	0,6
Nida EL60 fixing element	pcs.	1,6	1,6	1,6	1,6	1,6	1,6	1,6
Nida LW60 lengthwise connector	pcs.	1,0	1,0	1,0	1,0	1,0	1,0	1,0
Nida LK60 cross connector	pcs.	3,2	3,2	3,2	3,2	3,2	3,2	3,2
Expansion plug ⁸⁾	pcs.	0,6	0,6	0,6	0,6	0,6	0,6	0,6
Nida 3.5x35 mm wood screws	pcs.	3,2	3,2	3,2	3,2	3,2	3,2	3,2
FLAT HEAD 4.2x13 mm self-drilling screws for 1 mm sheet metal	pcs.	20,0	20,0	20,0	20,0	20,0	20,0	20,0
Nida 3.5x25 mm sheet metal screws	pcs.	18,0	18,0	-	-	18,0	-	-
FixDens 4.2 x 25 mm screws	pcs.	-	-	18,0	-	-	18,0	-
Nida Hydro C5 3.5x25 mm sheet metal screws	pcs.	-	-	-	18,0	-	-	18,0
Nida reinforcement tape	lm	1,4	1,4	1,4	1,4	1,4	1,4	1,4
Nida Start gypsum putty	kg	0,3	0,3	-	-	0,3	-	-
Nida Finish gypsum putty	kg	0,1	0,1	-	-	0,1	-	-
Nida Hydromix ready-to-use joint filler ⁹⁾	kg	-	-	0,4	0,4	-	0,4	0,4
Vapour barrier ¹⁰⁾	m²	1,0	1,0	1,0	1,0	1,0	1,0	1,0
Mineral wool ¹⁰⁾	m²	1,0	1,0	1,0	1,0	1,0	1,0	1,0

⁶⁾ As an alternative the Nida Woda should be utilised.

⁷⁾ As an alternative the Nida Woda Ogień Plus should be utilised.

⁸⁾ The type of the anchoring element should be selected individually adequately for the substrate type and the total mass of the encasement.

⁹⁾ For the Nida Twarda plaster-particle boards with fibres the Nida Max gypsum putty should be utilised.

¹⁰⁾ Application acc. to the requirements.

The standards concerning the amount of utilised material do not cover the loss of the material.

nida Poddasze



Fire resistance class:
**(R)EI30
(R)EI60**



Heat transfer coefficient U:
0,15 W/m²K



Acoustic insulation LpA:
40 dB



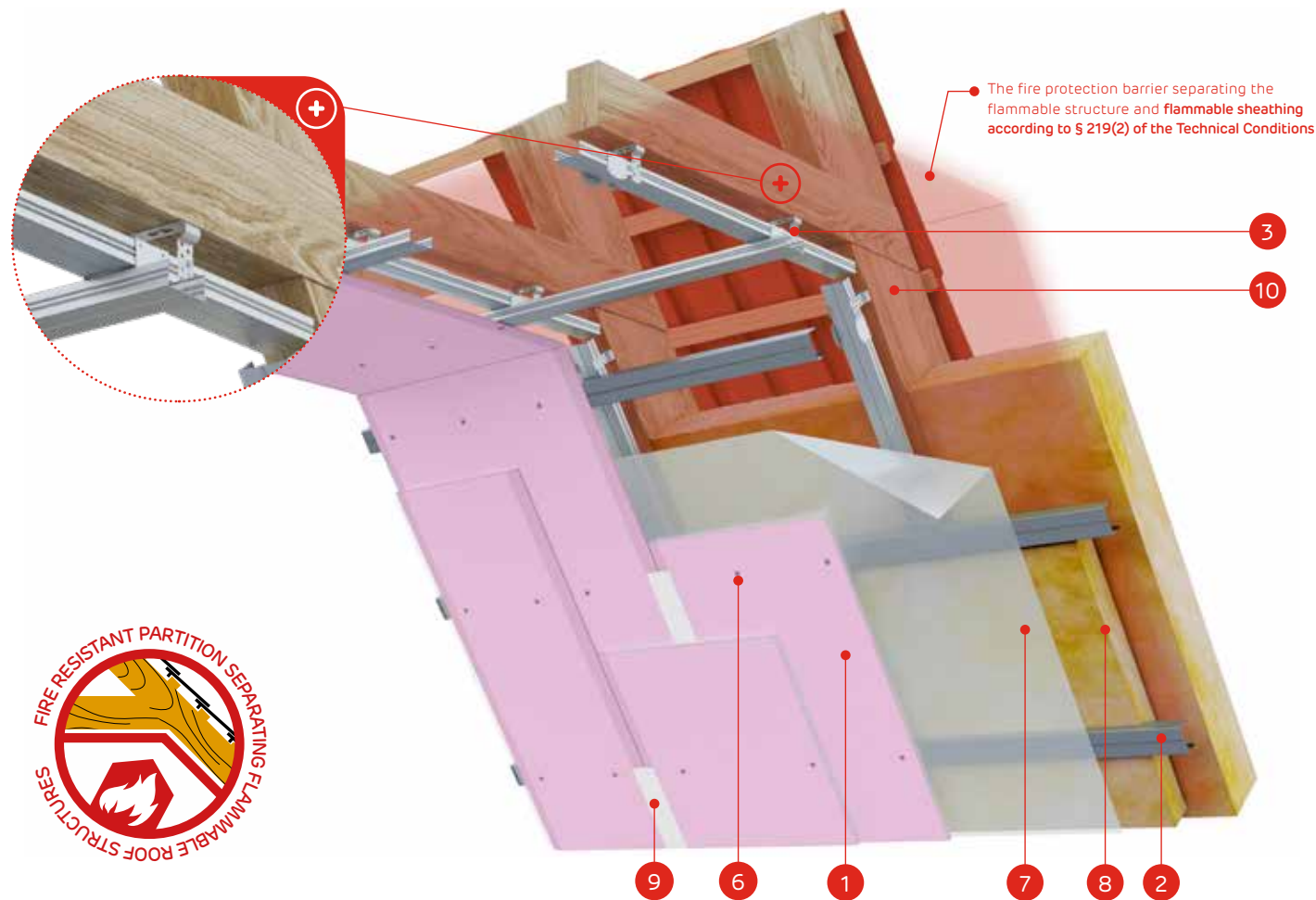
Weight of 1 m² of encasement:
19,0-42,0 kg



Number of related document:
**LBO-033-KZ/22
EN 13964:2014-05**

Declaration of Performance:
DoP/Loft System/0068/15.11.2016

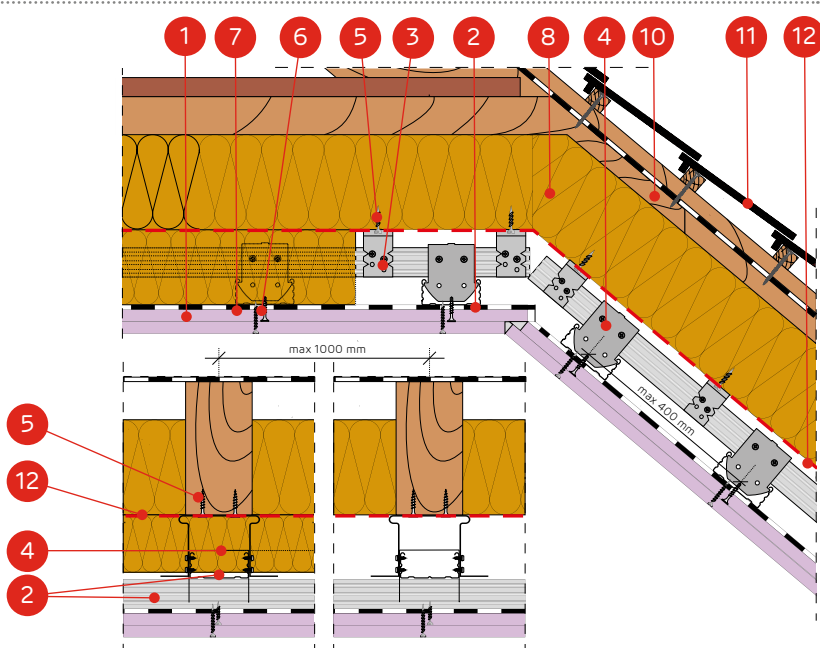
SYSTEMS:
EL/DK/CD60/25; EL/DK/CD60/30; EL/DK/CD60/37,5



The fire protection barrier separating the flammable structure and flammable sheathing according to § 219(2) of the Technical Conditions



- MATERIALS:**
- Nida plasterboard
 - Nida CD60 profile (main and load-bearing)
 - Nida EL60 flexible fixing elements
 - Nida LK60 cross connector
 - Nida 3.5x35 mm wood screws
 - Nida sheet metal screws
 - Vapour barrier
 - Insulation material mineral wool
 - The joint between the plasterboards filled with the e.g. Nida Start gypsum putty and Nida reinforcement tape + Nida Finish gypsum putty
 - Roof truss structure
 - Roofing (roof tiles, battens, counter-battens)
 - The fire protection barrier separating the flammable structure and flammable sheathing



THE LOFT ENCASEMENT SYSTEM ON THE NIDA CD60 PROFILES IN THE CROSS ARRANGEMENT AND THE NIDA EL60 FLEXIBLE FIXING ELEMENTS

TECHNICAL PARAMETERS

Nida Poddasze system name	Plasterboard sheathing			Load-bearing structure			Insulation material			Heat transfer coefficient ¹⁾ U	Acoustic insulation ³⁾ LpA [dB]	Min. suspension height [mm]	Weight of 1m² of encasement ²⁾ [kg]	Fire resistance class ³⁾ [min]	Special system
	Nida	Thickness [mm]	Marking acc. to standard	Max Spacing of the Nida EL60 fasteners [mm]	Spacing of the Nida CD60 main profiles [mm]	Spacing of the Nida CD60 load-bearing profiles [mm]	Mineral wool	Thickness [mm]	Density [kg/m³]						
EL/DK/CD60/25/Expert	Expert	2x12,5	A	1000	1000	400	glass wool / rock wool	optional	optional	0,15	40	85	19,0	-	-
EL/DK/CD60/25/Woda ⁴⁾	Woda	2x12,5	H2	1000	1000	400	glass wool / rock wool	optional	optional	0,15	40	85	19,0	-	-
EL/DK/CD60/25/OgieńTypF	Ogień Typ F	2x12,5	F	1000	1000	400	rock wool	50	38	0,15	40	85	20,0	(R)EI30	-
EL/DK/CD60/25/Ogień+	Ogień Plus	2x12,5	DF	1000	1000	400	rock wool	50	38	0,15	40	85	24,0	(R)EI30	-
EL/DK/CD60/25/WodaOgień+	Woda Ogień Plus	2x12,5	DFH2	1000	1000	400	rock wool	50	38	0,15	40	85	24,0	(R)EI30	-
EL/DK/CD60/25/Hydro	Hydro	2x12,5	GMFH11	1000	1000	400	rock wool	50	38	0,15	40	85	25,0	(R)EI30	●
EL/DK/CD60/25/Cicha	Cicha	2x12,5	DFH11R	1000	1000	400	rock wool	50	38	0,15	40	85	28,0	(R)EI60	●
EL/DK/CD60/25/Twarda	Twarda	2x12,5	DEFH11R	1000	1000	400	rock wool	50	38	0,15	40	85	28,0	(R)EI60	●
EL/DK/CD60/30/Ogień+	Ogień Plus	2x15,0	DF	1000	1000	400	rock wool	50	38	0,15	40	90	30,0	(R)EI60	-
EL/DK/CD60/30/WodaOgień+	Woda Ogień Plus	2x15,0	DFH2	1000	1000	400	rock wool	50	38	0,15	40	90	30,0	(R)EI60	-
EL/DK/CD60/30/Twarda	Twarda	2x15,0	DEFH11R	1000	1000	400	rock wool	50	38	0,15	40	90	34,0	(R)EI60	●
EL/DK/CD60/30/Hydro	Hydro	2x15,0	GMFH11	1000	1000	400	rock wool	50	38	0,15	40	90	30,0	(R)EI60	●
EL/DK/CD60/37,5/Ogień+	Ogień Plus	3x12,5	DF	1000	1000	400	rock wool	50	38	0,15	40	98	33,0	(R)EI60	-
EL/DK/CD60/37,5/WodaOgień+	Woda Ogień Plus	3x12,5	DFH2	1000	1000	400	rock wool	50	38	0,15	40	98	33,0	(R)EI60	-
EL/DK/CD60/37,5/Cicha	Cicha	3x12,5	DFH11R	1000	1000	400	rock wool	50	38	0,15	40	98	42,0	(R)EI60	●
EL/DK/CD60/37,5/Twarda	Twarda	3x12,5	DEFH11R	1000	1000	400	rock wool	50	38	0,15	40	98	42,0	(R)EI60	●
EL/DK/CD60/37,5/Hydro	Hydro	3x12,5	GMFH11	1000	1000	400	rock wool	50	38	0,15	40	98	36,0	(R)EI60	●

¹⁾ The heat transfer coefficient for the 250 mm thick mineral wool with the density of ab. 40 kg/m³ (meets the requirements of WT 2021, Uc(max)=0.15 [W/m²K]).

²⁾ The weight does not include the weight of the insulation material.

³⁾ Fire classification LBO-033-KZ/22.

⁴⁾ It is advised to apply the Nida Hydro plaster-fibre boards in the areas with the relative air humidity up to 85% and in the corner sections where intensive influence of water is expected (the horizontal and vertical surfaces in the vicinity of baths, showers, etc.)

⁵⁾ The acoustic resistance for standard rain (40 mm/hr) for a complete roof arrangement. Characteristics of the configuration: mineral wool of rock fibres, thickness 250 mm, density about 40 kg/m³, standard ceramic roof tiles, plasterboard 2x12.5 mm.

ZUŻYCIE MATERIAŁÓW NA 1 M² ZABUDOWY PODDASZY W SYSTEMIE NIDA PODDASZE

Material name	UM	System type Nida													
		EL/DK/CD60/25/Expert ⁶⁾	EL/DK/CD60/25/OgieńTypF	EL/DK/CD60/25/Ogień+ ⁷⁾	EL/DK/CD60/25/Hydro	EL/DK/CD60/25/Cicha	EL/DK/CD60/25/Twarda	EL/DK/CD60/30/Ogień+	EL/DK/CD60/30/Twarda	EL/DK/CD60/30/Hydro	EL/DK/CD60/37,5/Ogień+ ⁷⁾	EL/DK/CD60/37,5/Cicha	EL/DK/CD60/37,5/Twarda	EL/DK/CD60/37,5/Hydro	
Consumption of material per 1 m²															
Nida Expert 12.5 mm plasterboard	m²	2,0	-	-	-	-	-	-	-	-	-	-	-	-	-
Nida Ogień Type F 12.5 mm plasterboard	m²	-	2,0	-	-	-	-	-	-	-	-	-	-	-	-
Nida Ogień Plus 12.5 mm plasterboard	m²	-	-	2,0	-	-	-	-	-	-	3,0	-	-	-	-
Nida Hydro 12.5 mm plasterboard	m²	-	-	-	2,0	-	-	-	-	-	-	-	-	3,0	-
Nida Cicha 12.5 mm plasterboard	m²	-	-	-	-	2,0	-	-	-	-	-	3,0	-	-	-
Nida Twarda 12.5 mm plasterboard	m²	-	-	-	-	-	2,0	-	-	-	-	-	3,0	-	-
Nida Ogień Plus 15.0 mm plasterboard	m²	-	-	-	-	-	-	2,0	-	-	-	-	-	-	-
Nida Twarda 15.0 mm plasterboard	m²	-	-	-	-	-	-	-	2,0	-	-	-	-	-	-
Nida Hydro 15.0 mm plasterboard	m²	-	-	-	-	-	-	-	-	2,0	-	-	-	-	-
Nida CD60 profile	lm	3,8	3,8	3,8	3,8	3,8	3,8	3,8	3,8	3,8	3,8	3,8	3,8	3,8	3,8
Nida UD27 profile	lm	0,6	0,6	0,6	0,6	0,6	0,6	0,6	0,6	0,6	0,6	0,6	0,6	0,6	0,6
Nida EL60 fixing element	pcs.	1,6	1,6	1,6	1,6	1,6	1,6	1,6	1,6	1,6	1,6	1,6	1,6	1,6	1,6
Nida LW60 lengthwise connector	pcs.	1,0	1,0	1,0	1,0	1,0	1,0	1,0	1,0	1,0	1,0	1,0	1,0	1,0	1,0
Nida LK60 cross connector	pcs.	3,2	3,2	3,2	3,2	3,2	3,2	3,2	3,2	3,2	3,2	3,2	3,2	3,2	3,2
Expansion plug ⁸⁾	pcs.	0,6	0,6	0,6	0,6	0,6	0,6	0,6	0,6	0,6	0,6	0,6	0,6	0,6	0,6
Nida 3.5x35 mm wood screws	pcs.	3,2	3,2	3,2	3,2	3,2	3,2	3,2	3,2	3,2	3,2	3,2	3,2	3,2	3,2
FLAT HEAD 4.2x13 mm self-drilling screws for 1 mm sheet metal	pcs.	20,0	20,0	20,0	20,0	20,0	20,0	20,0	20,0	20,0	20,0	20,0	20,0	20,0	20,0
Nida 3.5x25 mm sheet metal screws	pcs.	6,0	6,0	6,0	-	-	-	6,0	-	-	6,0	-	-	-	-
Nida 3.5x35 mm sheet metal screws	pcs.	18,0	18,0	18,0	-	-	-	-	-	-	6,0	-	-	-	-
Nida 3.5x45 mm sheet metal screws	pcs.	-	-	-	-	-	-	18,0	-	-	-	-	-	-	-
Nida 3.5x55 mm sheet metal screws	pcs.	-	-	-	-	-	-	-	-	-	18,0	-	-	-	-
FixDens 4.2 x 25 mm screws	pcs.	-	-	-	-	-	6,0	6,0	-	6,0	-	-	6,0	6,0	-
FixDens 4.2 x 42 mm screws	pcs.	-	-	-	-	-	18,0	18,0	-	18,0	-	-	6,0	6,0	-
FixDens 4.2 x 60 mm screws	pcs.	-	-	-	-	-	-	-	-	-	-	18,0	18,0	-	-
Nida Hydro C5 3.5x25 mm sheet metal screws	pcs.	-	-	-	6,0	-	-	-	-	-	6,0	-	-	-	6,0
Nida Hydro C5 3.5x41 mm sheet metal screws	pcs.	-	-	-	18,0	-	-	-	-	-	18,0	-	-	-	6,0
Nida Hydro C5 3.5x55 mm sheet metal screws	pcs.	-	-	-	-	-	-	-	-	-	-	-	-	-	18,0
Nida reinforcement tape	lm	1,4	1,4	1,4	1,4	1,4	1,4	1,4	1,4	1,4	1,4	1,4	1,4	1,4	1,4
Nida Start gypsum putty	kg	0,6	0,6	0,6	-	0,6	-	0,6	-	0,6	-	0,9	0,9	-	-
Nida Finish gypsum putty	kg	0,1	0,1	0,1	-	0,1	-	0,1	-	0,1	-	0,1	0,1	-	-
Nida Hydromix ready-to-use joint filler ⁹⁾	kg	-	-	-	0,7	-	0,7	-	0,7	-	0,7	-	-	1,0	1,0
Vapour barrier ¹⁰⁾	m²	1,0	1,0	1,0	1,0	1,0	1,0	1,0	1,0	1,0	1,0	1,0	1,0	1,0	1,0
Mineral wool ¹⁰⁾	m²	1,0	1,0	1,0	1,0	1,0	1,0	1,0	1,0	1,0	1,0	1,0	1,0	1,0	1,0

⁶⁾ As an alternative the Nida Woda should be utilised.

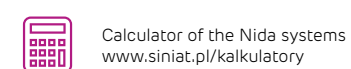
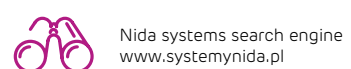
⁷⁾ As an alternative the Nida Woda Ogień Plus should be utilised.

⁸⁾ The type of the anchoring element should be selected individually adequately for the substrate type and the total mass of the encasement.

⁹⁾ For the Nida Twarda plaster-particle boards with fibres the Nida Max gypsum putty should be utilised.

¹⁰⁾ Application acc. to the requirements.

The standards concerning the amount of utilised material do not cover the loss of the material.



Follow us on:

nida Poddasze



Fire resistance class:
**(R)EI15
(R)EI20**



Heat transfer coefficient U:
0,15 W/m²K



Acoustic insulation LpA:
40 dB



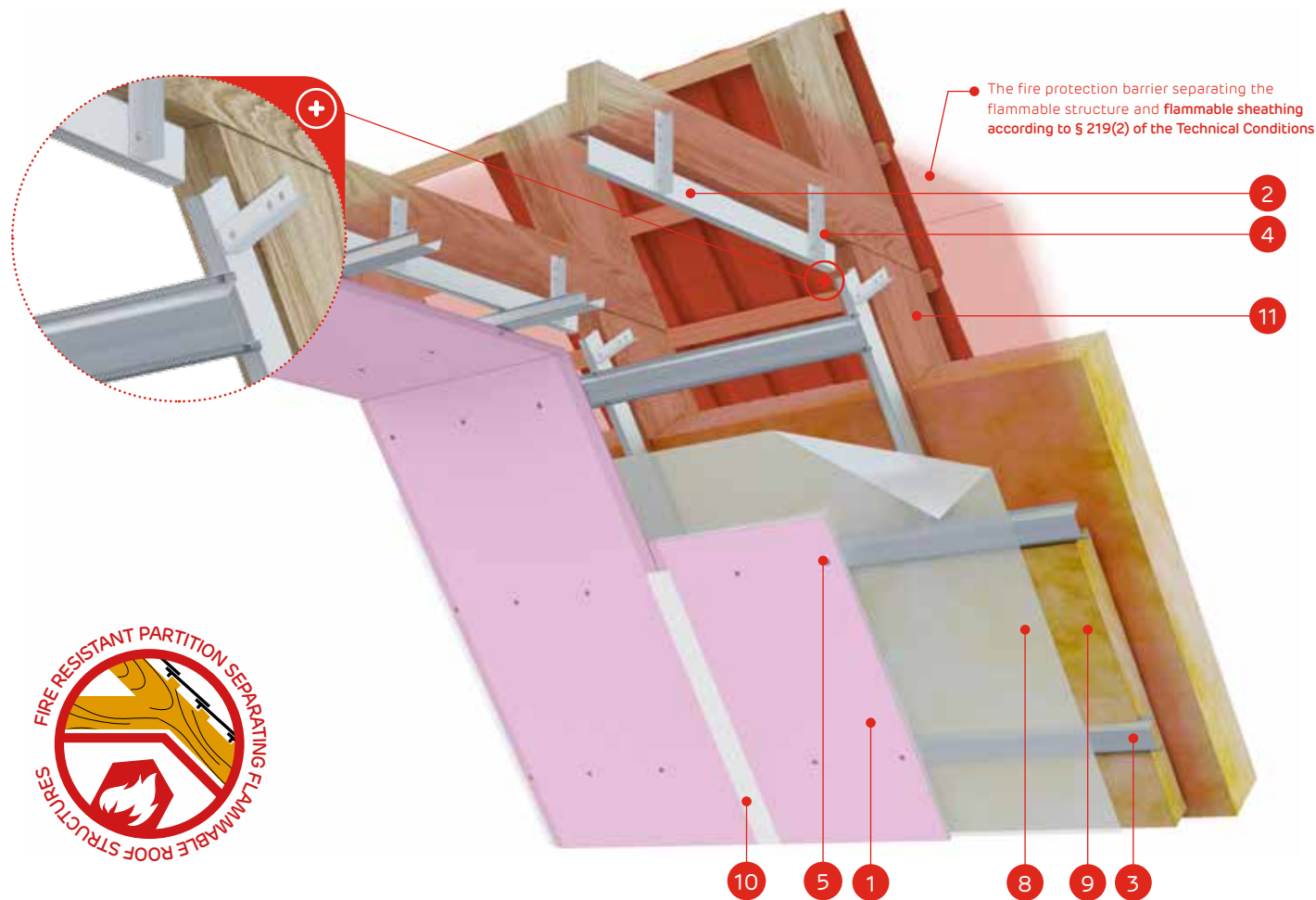
Weight of 1 m² of encasement:
11,0-18,0 kg



Number of related document:
**LBO-033-KZ/22
EN 13964:2014-05**

Declaration of Performance:
DoP/Loft System/0069/15.11.2016

SYSTEMS:
DK/MFC/12,5; DK/MFC/15

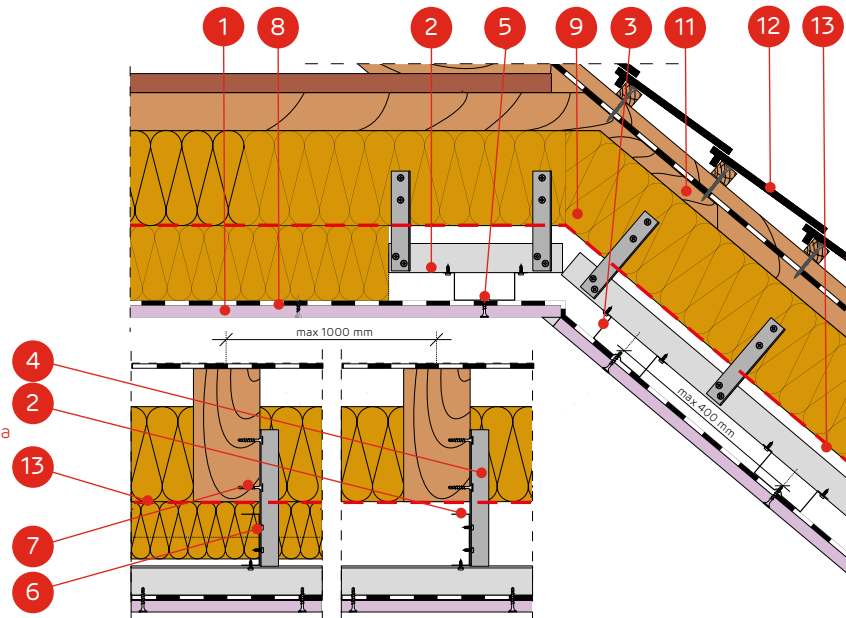


The fire protection barrier separating the flammable structure and flammable sheathing according to § 219(2) of the Technical Conditions



MATERIALS:

1. Nida plasterboard
2. Nida MFCP44 main profile
3. Nida MFCC50 ceiling profile
4. Nida MFC2330 angle profile
5. Nida sheet metal screws
6. FLAT HEAD 4.2x13 mm self-drilling screws for 1 mm sheet metal
7. Nida 3.5x35 mm wood screws
8. Vapour barrier
9. Insulation material mineral wool
10. The joint between the plasterboards filled with the e.g. Nida Start gypsum putty and Nida reinforcement tape + Nida Finish gypsum putty
11. Roof truss structure
12. Roofing (roof tiles, battens, counter-battens)
13. The fire protection barrier separating the flammable structure and flammable sheathing



THE LOFT ENCASEMENT SYSTEM ON THE MF PROFILES IN THE CROSS ARRANGEMENT AND WITH THE NIDA MFC2330 ANGLE PROFILES

TECHNICAL PARAMETERS

Nida Poddasze system name	Plasterboard sheathing			Load-bearing structure			Insulation material			Heat transfer coefficient ¹⁾ U	Acoustic insulation ⁵⁾ LpA [dB]	Min. suspension height [mm]	Weight of 1 m² of encasement ²⁾ [kg]	Fire resistance class ³⁾ [min]	Special system
	Nida	Thickness [mm]	Marking acc. to standard	Spacing of the MFC2330 hangers [mm]	Max. spacing of the Nida MFCP44 main profiles [mm]	Max. spacing of the Nida MFCC50 load-bearing profiles [mm]	Mineral wool	Thickness [mm]	Density [kg/m³]						
DK/MFC/12,5/Expert	Expert	12,5	A	1000	1000	400	glass wool / rock wool	optional	optional	0,15	40	82,5	11,0	-	-
DK/MFC/12,5/Woda ⁴⁾	Woda	12,5	H2	1000	1000	400	glass wool / rock wool	optional	optional	0,15	40	82,5	11,0	-	-
DK/MFC/12,5/Ogień+	Ogień Plus	12,5	DF	1000	1000	400	rock wool	50	38	0,15	40	82,5	13,0	(R)EI15	-
DK/MFC/12,5/WodaOgień+	Woda Ogień Plus	12,5	DFH2	1000	1000	400	rock wool	50	38	0,15	40	82,5	13,0	(R)EI15	-
DK/MFC/12,5/Twarda	Twarda	12,5	DEFH1R	1000	1000	400	rock wool	50	38	0,15	40	82,5	15,0	(R)EI15	●
DK/MFC/12,5/Hydro	Hydro	12,5	GMFH1I	1000	1000	400	rock wool	50	38	0,15	40	85	13,0	(R)EI15	●
DK/MFC/15/Ogień+	Ogień Plus	15,0	DF	1000	1000	400	rock wool	50	38	0,15	40	85	16,0	(R)EI20	-
DK/MFC/15/Twarda	Twarda	15,0	DEFH1R	1000	1000	400	rock wool	50	38	0,15	40	85	18,0	(R)EI20	●
DK/MFC/15/Hydro	Hydro	15,0	GMFH1I	1000	1000	400	rock wool	50	38	0,15	40	85	16,0	(R)EI20	●

¹⁾ The heat transfer coefficient for the 250 mm thick mineral wool with the density of ab. 40 kg/m³ (meets the requirements of WT 2021, U_{c(max)}=0.15 [W/m²K]).

²⁾ The weight does not include the weight of the insulation material.

³⁾ Fire classification LBO-033-KZ/22.

⁴⁾ It is advised to apply the Nida Hydro plaster-fibre boards in the areas with the relative air humidity up to 85% and in the corner sections where intensive influence of water is expected (the horizontal and vertical surfaces in the vicinity of baths, showers, etc.)

⁵⁾ The acoustic resistance for standard rain (40 mm/hr) for a complete roof arrangement. Characteristics of the configuration: mineral wool of rock fibres, thickness 250 mm, density about 40 kg/m³, standard ceramic roof tiles, plasterboard 2x12.5 mm.

CONSUMPTION OF MATERIALS PER 1 M² FOR THE LOFT ENCASEMENT CONSTRUCTED ACCORDING TO THE NIDA PODDASZE SYSTEM

Material name	UM	System type Nida						
		DK/MFC/12,5/Expert ⁶⁾	DK/MFC/12,5/Ogień+ ⁷⁾	DK/MFC/12,5/Twarda	DK/MFC/12,5/Hydro	DK/MFC/15/Ogień+	DK/MFC/15/Twarda	DK/MFC/15/Hydro
		Consumption of material per 1 m²						
Nida Expert 12.5 mm plasterboard	m²	1,0	-	-	-	-	-	-
Nida Ogień Plus 12.5 mm plasterboard	m²	-	1,0	-	-	-	-	-
Nida Twarda 12.5 mm plasterboard	m²	-	-	1,0	-	-	-	-
Nida Hydro 12.5 mm plasterboard	m²	-	-	-	1,0	-	-	-
Nida Ogień Plus 15.0 mm plasterboard	m²	-	-	-	-	1,0	-	-
Nida Twarda 15.0 mm plasterboard	m²	-	-	-	-	-	1,0	-
Nida Hydro 15.0 mm plasterboard	m²	-	-	-	-	-	-	1,0
Nida MFCE26 profile	lm	0,6	0,6	0,6	0,6	0,6	0,6	0,6
Nida MFCP44 profile	lm	1,3	1,3	1,3	1,3	1,3	1,3	1,3
Nida MFCP50 profile	lm	2,6	2,6	2,6	2,6	2,6	2,6	2,6
Nida MFC2330 ceiling angle profile	pcs.	0,5	0,5	0,5	0,5	0,5	0,5	0,5
Expansion plug ⁸⁾	pcs.	0,6	0,6	0,6	0,6	0,6	0,6	0,6
Nida 3.5x35 mm wood screws	pcs.	3,1	3,1	3,1	3,1	3,1	3,1	3,1
FLAT HEAD 4.2x13 mm self-drilling screws for 1 mm sheet metal	pcs.	11,0	11,0	11,0	11,0	11,0	11,0	11,0
Nida 3.5x25 mm sheet metal screws	pcs.	18,0	18,0	-	-	18,0	-	-
FixDens 4.2 x 25 mm screws	pcs.	-	-	18,0	-	-	18,0	-
Nida Hydro C5 3.5x25 mm sheet metal screws	pcs.	-	-	-	18,0	-	-	18,0
Nida reinforcement tape	lm	1,4	1,4	1,4	1,4	1,4	1,4	1,4
Nida Start gypsum putty	kg	0,3	0,3	-	-	0,3	-	-
Nida Finish gypsum putty	kg	0,1	0,1	-	-	0,1	-	-
Nida Hydromix ready-to-use joint filler ⁹⁾	kg	-	-	0,4	0,4	-	0,4	0,4
Vapour barrier ¹⁰⁾	m²	1,0	1,0	1,0	1,0	1,0	1,0	1,0
Mineral wool ¹⁰⁾	m²	1,0	1,0	1,0	1,0	1,0	1,0	1,0

⁶⁾ As an alternative the Nida Woda should be utilised.

⁷⁾ As an alternative the Nida Woda Ogień Plus should be utilised.

⁸⁾ The type of the anchoring element should be selected individually adequately for the substrate type and the total mass of the encasement.

⁹⁾ For the Nida Twarda plaster-particle boards with fibres the Nida Max gypsum putty should be utilised.

¹⁰⁾ Application acc. to the requirements.

The standards concerning the amount of utilised material do not cover the loss of the material.

nida Poddasze



Fire resistance class:
**(R)EI30
(R)EI60**



Heat transfer coefficient U:
0,15 W/m²K



Acoustic insulation LpA:
40 dB



Weight of 1 m² of encasement:
19,0-42,0 kg

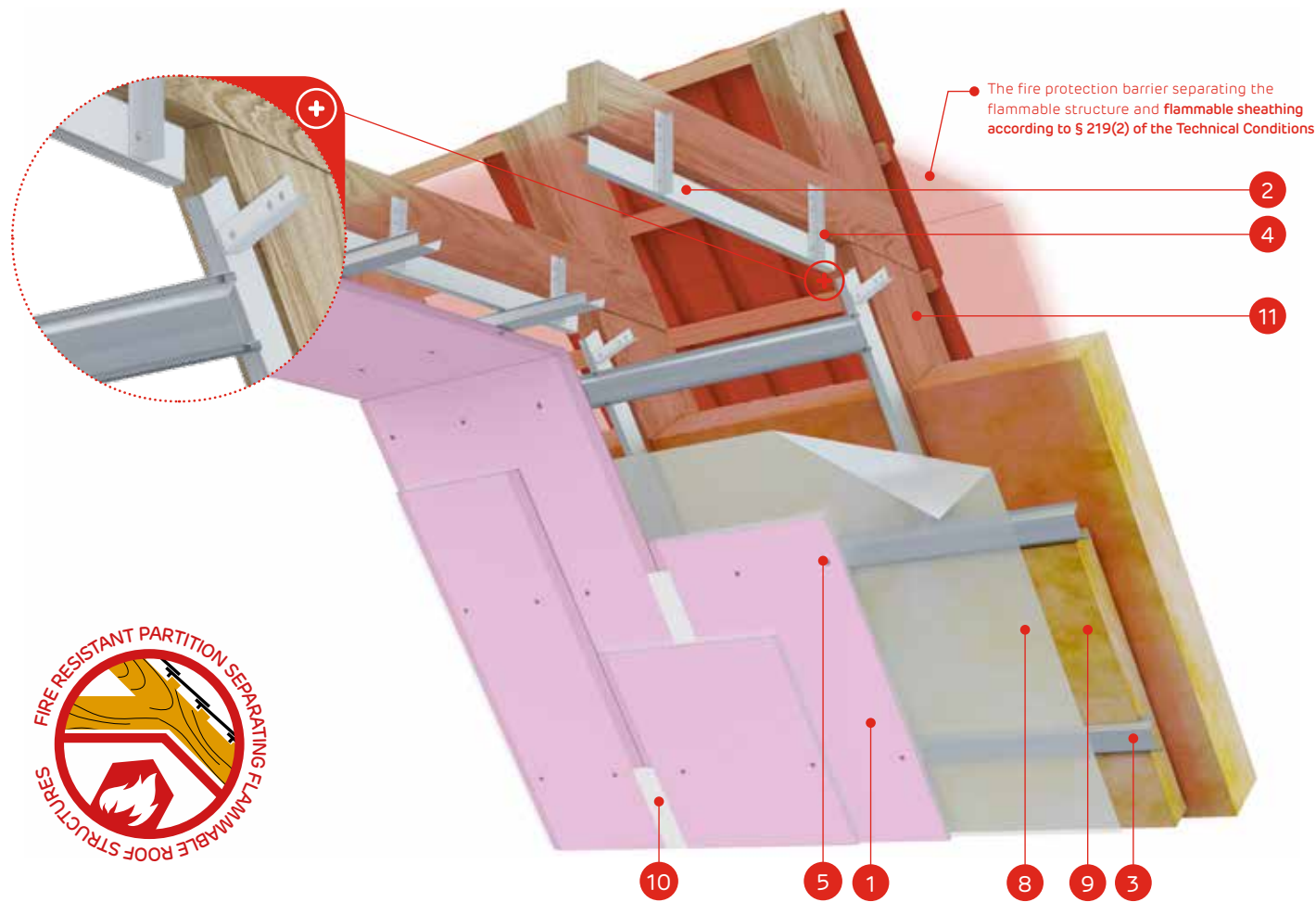


Number of related document:
**LBO-033-KZ/22
EN 13964:2014-05**

Declaration of Performance:
DoP/Loft System/0069/15.11.2016

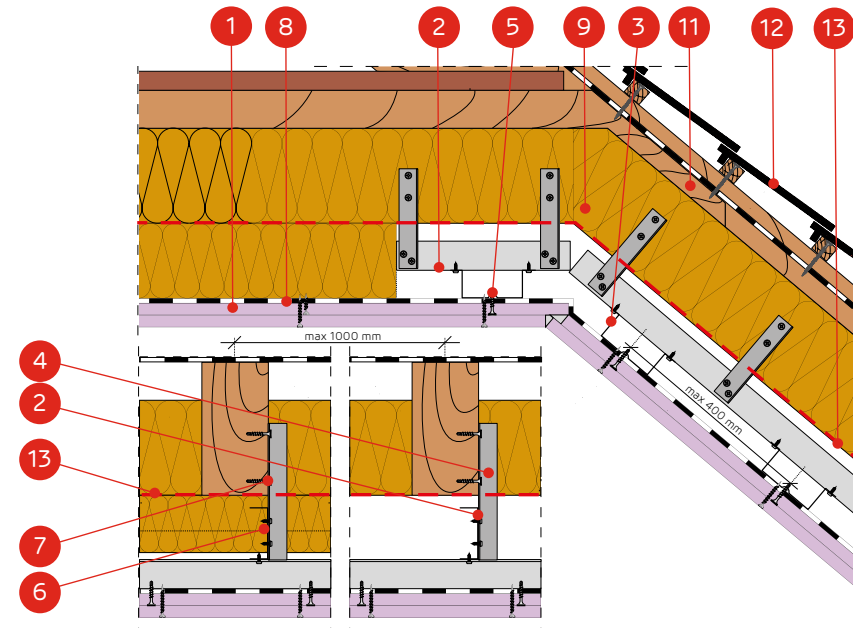
SYSTEMS:

DK/MFC/25; DK/MFC/30; DK/MFC/37,5



MATERIALS:

1. Nida plasterboard
2. Nida MFCP44 main profile
3. Nida MFCC50 ceiling profile
4. Nida MFC2330 angle profile
5. Nida sheet metal screws
6. FLAT HEAD 4.2x13 mm self-drilling screws for 1 mm sheet metal
7. Nida 3.5x35 mm wood screws
8. Vapour barrier
9. Insulation material mineral wool
10. The joint between the plasterboards filled with the e.g. Nida Start gypsum putty and Nida reinforcement tape + Nida Finish gypsum putty
11. Roof truss structure
12. Roofing (roof tiles, battens, counter-battens)
13. The fire protection barrier separating the flammable structure and flammable sheathing



THE LOFT ENCASEMENT SYSTEM ON THE MF PROFILES IN THE CROSS ARRANGEMENT AND WITH THE NIDA MFC2330 ANGLE PROFILES

TECHNICAL PARAMETERS

Nida Poddasze system name	Plasterboard sheathing			Load-bearing structure			Insulation material			Heat transfer coefficient ¹⁾ U	Acoustic insulation ⁵⁾ LpA [dB]	Min. suspension height [mm]	Weight of 1 m² of encasement ²⁾ [kg]	Fire resistance class ³⁾ [min]	Special system
	Nida	Thickness [mm]	Marking acc. to standard	Spacing of the MFC2330 hangers [mm]	Max. spacing of the Nida MFCP44 main profiles [mm]	Max. spacing of the Nida MFCC50 load-bearing profiles [mm]	Mineral wool	Thickness [mm]	Density [kg/m³]						
DK/MFC25/Expert	Expert	2x12,5	A	1000	1000	400	glass wool / rock wool	optional	optional	0,15	40	95	19,0	-	-
DK/MFC25/Woda ⁴⁾	Woda	2x12,5	H2	1000	1000	400	glass wool / rock wool	optional	optional	0,15	40	95	19,0	-	-
DK/MFC25/OgieńTypF	Ogień Typ F	2x12,5	F	1000	1000	400	rock wool	50	38	0,15	40	95	20,0	(R)EI30	-
DK/MFC25/Ogień+	Ogień Plus	2x12,5	DF	1000	1000	400	rock wool	50	38	0,15	40	95	24,0	(R)EI30	-
DK/MFC25/WodaOgień+	Woda Ogień Plus	2x12,5	DFH2	1000	1000	400	rock wool	50	38	0,15	40	95	24,0	(R)EI30	-
DK/MFC25/Hydro	Hydro	2x12,5	GMFH1	1000	1000	400	rock wool	50	38	0,15	40	95	25,0	(R)EI30	●
DK/MFC25/Cicha	Cicha	2x12,5	DFH1R	1000	1000	400	rock wool	50	38	0,15	40	95	28,0	(R)EI60	●
DK/MFC25/Twarda	Twarda	2x12,5	DEFH1R	1000	1000	400	rock wool	50	38	0,15	40	95	28,0	(R)EI60	●
DK/MFC30/Ogień+	Ogień Plus	2x15,0	DF	1000	1000	400	rock wool	50	38	0,15	40	100	30,0	(R)EI60	-
DK/MFC30/WodaOgień+	Woda Ogień Plus	2x15,0	DFH2	1000	1000	400	rock wool	50	38	0,15	40	100	30,0	(R)EI60	-
DK/MFC30/Twarda	Twarda	2x15,0	DEFH1R	1000	1000	400	rock wool	50	38	0,15	40	100	34,0	(R)EI60	●
DK/MFC30/Hydro	Hydro	2x15,0	GMFH1	1000	1000	400	rock wool	50	38	0,15	40	100	30,0	(R)EI60	●
DK/MFC37,5/Ogień+	Ogień Plus	3x12,5	DF	1000	1000	400	rock wool	50	38	0,15	40	107,5	33,0	(R)EI60	-
DK/MFC37,5/WodaOgień+	Woda Ogień Plus	3x12,5	DFH2	1000	1000	400	rock wool	50	38	0,15	40	107,5	33,0	(R)EI60	-
DK/MFC37,5/Cicha	Cicha	3x12,5	DFH1R	1000	1000	400	rock wool	50	38	0,15	40	107,5	42,0	(R)EI60	●
DK/MFC37,5/Twarda	Twarda	3x12,5	DEFH1R	1000	1000	400	rock wool	50	38	0,15	40	107,5	42,0	(R)EI60	●
DK/MFC37,5/Hydro	Hydro	3x12,5	GMFH1	1000	1000	400	rock wool	50	38	0,15	40	107,5	36,0	(R)EI60	●

¹⁾ The heat transfer coefficient for the 250 mm thick mineral wool with the density of ab. 40 kg/m³ (meets the requirements of WT 2021, Uc(max)=0.15 [W/m²K]).

²⁾ The weight does not include the weight of the insulation material.

³⁾ Fire classification LBO-033-KZ/22.

⁴⁾ It is advised to apply the Nida Hydro plaster-fibre boards in the areas with the relative air humidity up to 85% and in the corner sections where intensive influence of water is expected (the horizontal and vertical surfaces in the vicinity of baths, showers, etc.)

⁵⁾ The acoustic resistance for standard rain (40 mm/hr) for a complete roof arrangement. Characteristics of the configuration: mineral wool of rock fibres, thickness 250 mm, density about 40 kg/m³, standard ceramic roof tiles, plasterboard 2x12.5 mm.

CONSUMPTION OF MATERIALS PER 1 M² FOR THE LOFT ENCASEMENT CONSTRUCTED ACCORDING TO THE NIDA PODDASZE SYSTEM

Material name	UM	System type Nida													
		DK/MFC/25/Expert ⁶⁾	DK/MFC/25/OgieńTypF	DK/MFC/25/Ogień+ ⁷⁾	DK/MFC/25/Hydro	DK/MFC/25/Cicha	DK/MFC/25/Twarda	DK/MFC/30/Ogień+	DK/MFC/30/Twarda	DK/MFC/30/Hydro	DK/MFC/37,5/Ogień+ ⁷⁾	DK/MFC/37,5/Cicha	DK/MFC/37,5/Twarda	DK/MFC/37,5/Hydro	
Consumption of material per 1 m²															
Nida Expert 12.5 mm plasterboard	m²	2,0	-	-	-	-	-	-	-	-	-	-	-	-	-
Nida Ogień Typ F 12.5 mm plasterboard	m²	-	2,0	-	-	-	-	-	-	-	-	-	-	-	-
Nida Ogień Plus 12.5 mm plasterboard	m²	-	-	2,0	-	-	-	-	-	-	3,0	-	-	-	-
Nida Hydro 12.5 mm plasterboard	m²	-	-	-	2,0	-	-	-	-	-	-	-	-	-	3,0
Nida Cicha 12.5 mm plasterboard	m²	-	-	-	-	2,0	-	-	-	-	-	3,0	-	-	-
Nida Twarda 12.5 mm plasterboard	m²	-	-	-	-	-	2,0	-	-	-	-	-	3,0	-	-
Nida Ogień Plus 15.0 mm plasterboard	m²	-	-	-	-	-	-	2,0	-	-	-	-	-	-	-
Nida Twarda 15.0 mm plasterboard	m²	-	-	-	-	-	-	-	2,0	-	-	-	-	-	-
Nida Hydro 15.0 mm plasterboard	m²	-	-	-	-	-	-	-	-	2,0	-	-	-	-	-
Nida MFCE26 profile	lm	0,6	0,6	0,6	0,6	0,6	0,6	0,6	0,6	0,6	0,6	0,6	0,6	0,6	0,6
Nida MFCP44 profile	lm	1,3	1,3	1,3	1,3	1,3	1,3	1,3	1,3	1,3	1,3	1,3	1,3	1,3	1,3
Nida MFCP50 profile	lm	2,6	2,6	2,6	2,6	2,6	2,6	2,6	2,6	2,6	2,6	2,6	2,6	2,6	2,6
MFC2330 ceiling angle profile	pcs.	0,5	0,5	0,5	0,5	0,5	0,5	0,5	0,5	0,5	0,5	0,5	0,5	0,5	0,5
Expansion plug ⁸⁾	pcs.	0,6	0,6	0,6	0,6	0,6	0,6	0,6	0,6	0,6	0,6	0,6	0,6	0,6	0,6
Nida 3.5x35 mm wood screws	pcs.	3,1	3,1	3,1	3,1	3,1	3,1	3,1	3,1	3,1	3,1	3,1	3,1	3,1	3,1
FLAT HEAD 4.2x13 mm self-drilling screws for 1 mm sheet metal	pcs.	11,0	11,0	11,0	11,0	11,0	11,0	11,0	11,0	11,0	11,0	11,0	11,0	11,0	11,0
Nida 3.5x25 mm sheet metal screws	pcs.	6,0	6,0	6,0	-	-	-	6,0	-	-	-	6,0	-	-	-
Nida 3.5x35 mm sheet metal screws	pcs.	18,0	18,0	18,0	-	-	-	-	-	-	6,0	-	-	-	-
Nida 3.5x45 mm sheet metal screws	pcs.	-	-	-	-	-	-	18,0	-	-	-	-	-	-	-
Nida 3.5x55 mm sheet metal screws	pcs.	-	-	-	-	-	-	-	-	-	18,0	-	-	-	-
FixDens 4.2 x 25 mm screws	pcs.	-	-	-	-	6,0	6,0	-	6,0	-	-	-	6,0	6,0	-
FixDens 4.2 x 42 mm screws	pcs.	-	-	-	-	18,0	18,0	-	18,0	-	-	-	6,0	6,0	-
FixDens 4.2 x 60 mm screws	pcs.	-	-	-	-	-	-	-	-	-	-	-	18,0	18,0	-
Nida Hydro C5 3.5x25 mm sheet metal screws	pcs.	-	-	-	6,0	-	-	-	-	-	6,0	-	-	-	6,0
Nida Hydro C5 3.5x41 mm sheet metal screws	pcs.	-	-	-	18,0	-	-	-	-	-	18,0	-	-	-	6,0
Nida Hydro C5 3.5x55 mm sheet metal screws	pcs.	-	-	-	-	-	-	-	-	-	-	-	-	-	18,0
Nida reinforcement tape	lm	1,4	1,4	1,4	1,4	1,4	1,4	1,4	1,4	1,4	1,4	1,4	1,4	1,4	1,4
Nida Start gypsum putty	kg	0,6	0,6	0,6	-	0,6	-	0,6	-	-	0,9	0,9	-	-	-
Nida Finish gypsum putty	kg	0,1	0,1	0,1	-	0,1	-	0,1	-	-	0,1	0,1	-	-	-
Nida Hydromix ready-to-use joint filler ⁹⁾	kg	-	-	-	0,7	-	0,7	-	0,7	-	0,7	-	-	1,0	1,0
Vapour barrier ¹⁰⁾	m²	1,0	1,0	1,0	1,0	1,0	1,0	1,0	1,0	1,0	1,0	1,0	1,0	1,0	1,0
Mineral wool ¹⁰⁾	m²	1,0	1,0	1,0	1,0	1,0	1,0	1,0	1,0	1,0	1,0	1,0	1,0	1,0	1,0

⁶⁾ As an alternative the Nida Woda should be utilised.

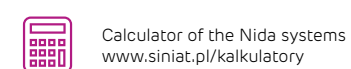

⁷⁾ As an alternative the Nida Woda Ogień Plus should be utilised.

⁸⁾ The type of the anchoring element should be selected individually adequately for the substrate type and the total mass of the encasement.

⁹⁾ For the Nida Twarda plaster-particle boards with fibres the Nida Max gypsum putty should be utilised.

¹⁰⁾ Application acc. to the requirements.

The standards concerning the amount of utilised material do not cover the loss of the material.



Follow us on: